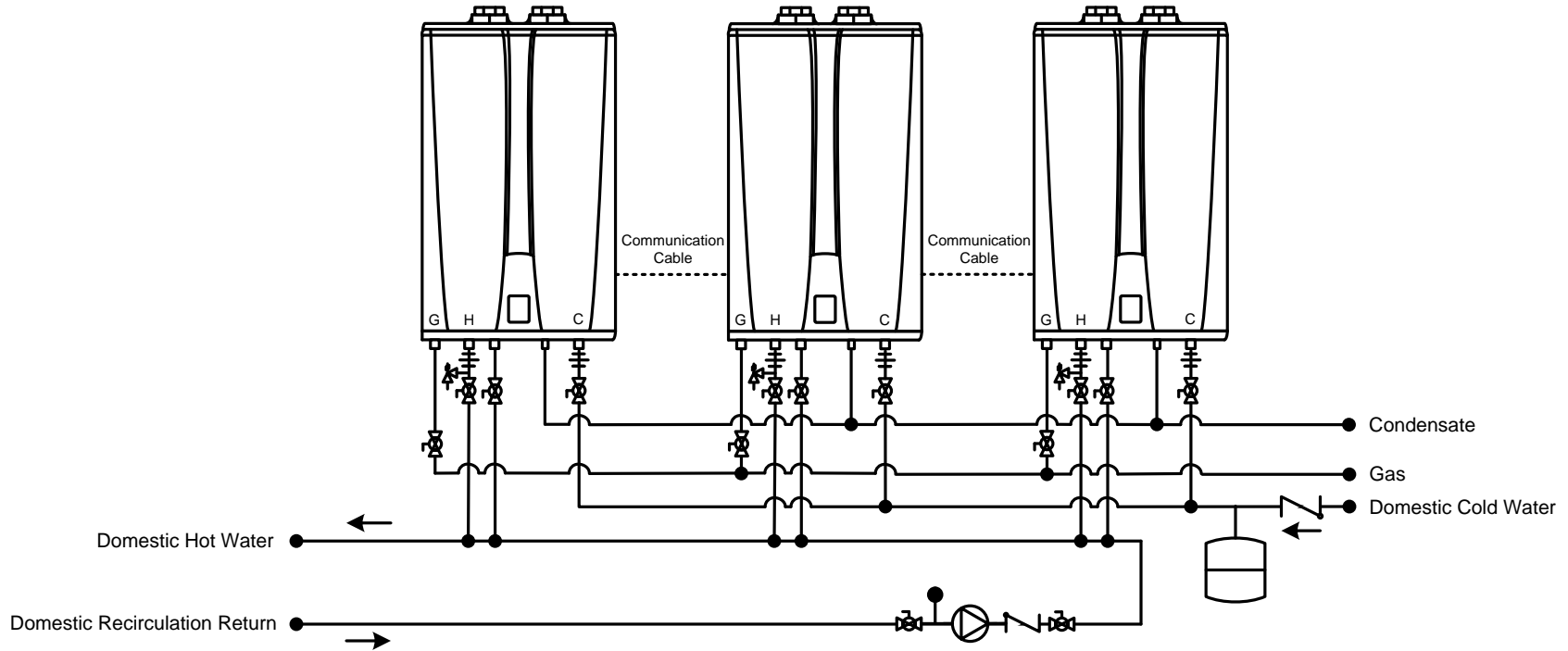


This drawing is intended only as a guide and not as a replacement for professionally engineered project drawings. This concept system drawing does not imply compliance with local building codes. Actual installation may vary depending on installation location & parameters and it must be done in accordance to all local building codes. Verify with local building officials before commencement of system installation.



Recommended Pipe Size/Heater Count

1 Unit - 3/4"

2 Units - 1"

3 Units - 1-1/4"

4 to 5 Units - 1-1/2"

6 to 8 Units - 2"

9 to 14 Units - 2-1/2"

15 to 16 Units - 3"

**KD Navien**

20 Goodyear  
Irvine, CA 92618  
800-519-8794

www.navienamerica.com

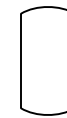
NPE-A Series Tankless Water Heater

Three NPE-A Tankless  
External Recirculation Mode  
With External Circulator

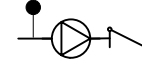
Drawn By: B. Fenske

NPE-A-3-EC-BF02

August 1, 2013



Storage Vessel



DHW Circulator  
w/Aquastat & Check Valve



Check Valve



Pressure  
Relief  
Valve



Mixing  
Valve



Full-port  
Ball Valve



Circulator



Expansion  
Tank



Aquastat