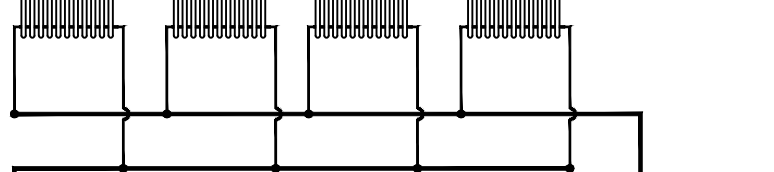
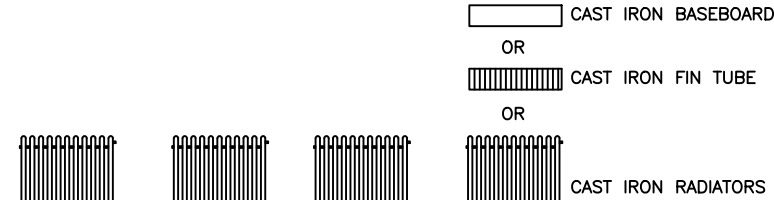


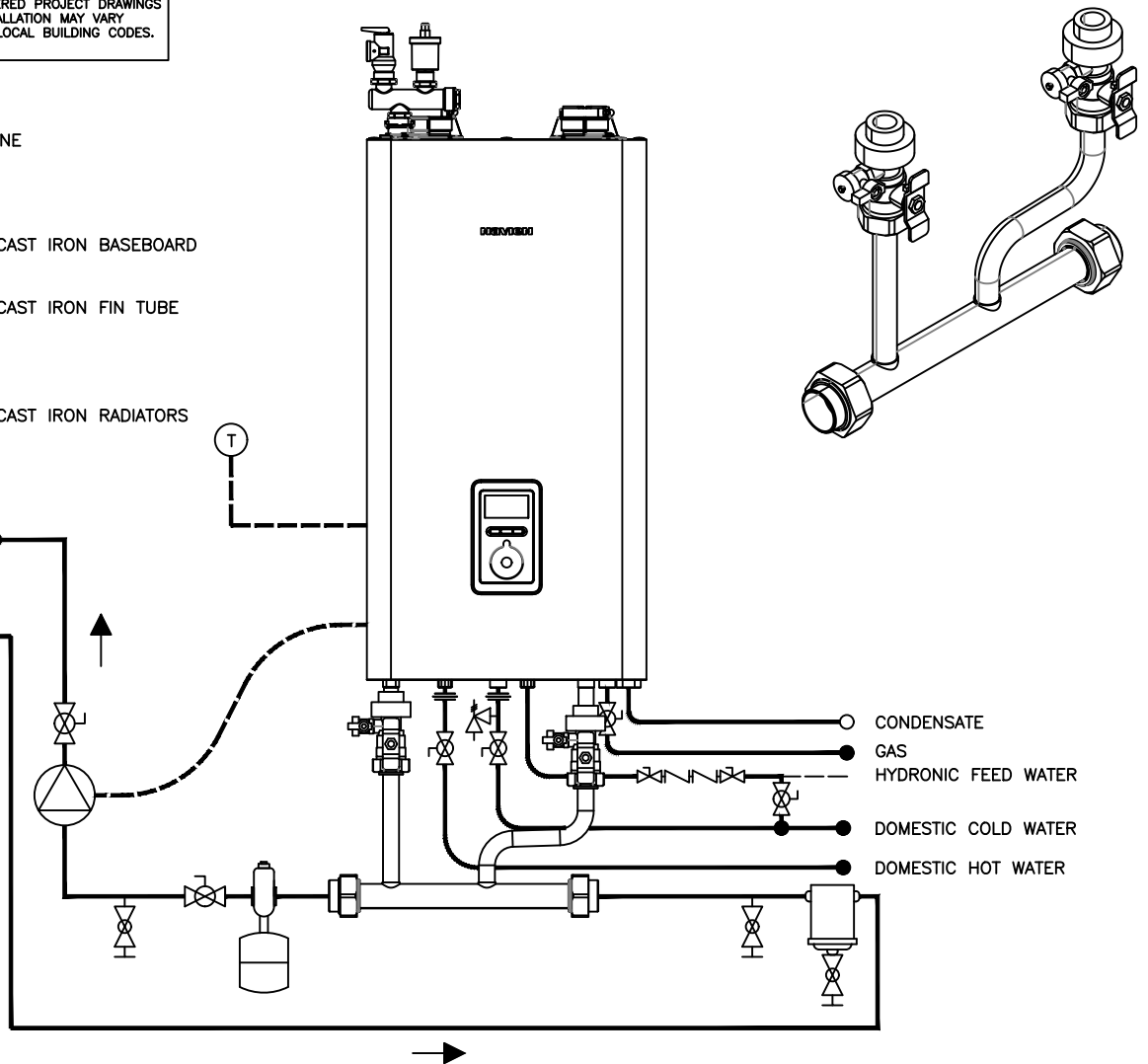
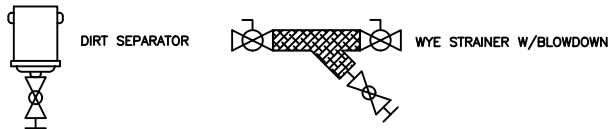
THIS DRAWING IS INTENDED ONLY AS A GUIDE AND NOT AS A REPLACEMENT FOR PROFESSIONALLY ENGINEERED PROJECT DRAWINGS. THIS CONCEPT SYSTEM DRAWING DOES NOT IMPLY COMPLIANCE WITH LOCAL BUILDING CODES. ACTUAL INSTALLATION MAY VARY DEPENDING ON INSTALLATION LOCATION AND PARAMETERS AND IT MUST BE DONE IN ACCORDANCE TO ALL LOCAL BUILDING CODES. VERIFY WITH LOCAL BUILDINGS OFFICIALS BEFORE COMMENCEMENT OF SYSTEM INSTALLATION.

NOTES: UNLESS OTHERWISE SPECIFIED.

1. THE NFC BOILER WILL ACCOMMODATE UP TO 3 ZONE CIRCULATORS, IN ADDITION CIRCULATOR ZONING REQUIREMENTS REQUIRES AN EXTERNAL ZONE CONTROL RELAY.



PROPER DIRT SEPARATION MUST BE USED WHEN APPLYING THE NAVIEN BOILER WITH SYSTEMS THAT CONTAIN FERROUS OR FERRIC MATERIAL. INSTALLATION REQUIRES PROPER MEANS OF CLEANING AND FLUSHING SYSTEM PIPING PRIOR TO START-UP TO AVOID POTENTIALLY SUBJECTING THE NFC/NHB BOILERS TO SYSTEMS CONTAMINANTS. PROPER AIR ELIMINATION & SYSTEM MAINTENANCE IS REQUIRED TO MAINTAIN NAVIEN WARRANTIES.



20 GOODYEAR
IRVINE, CA 92618
800-519-8794
www.navien.inc

NFC-SERIES COMBI-BOILER

NFC COMBI BOILER CI SYSTEM WITH TWO PIPE REVERSE RETURN PIPING

DRAWN BY: J.G. NFC-CI-2P-RR-JG01 DEC 26, 2018

AIR ELIMINATION	CHECK VALVE	FULL-PORT BALL VALVE	AQUASTAT
DIRT SEPARATOR	ZONE VALVE	PRESSURE RELIEF VALVE	CIRCULATOR
DHW CIRCULATOR W/AQUASTAT & CHECK VALVE	MIXING VALVE	EXPANSION TANK	BACKFLOW PREVENTOR
		PURGE VALVE	