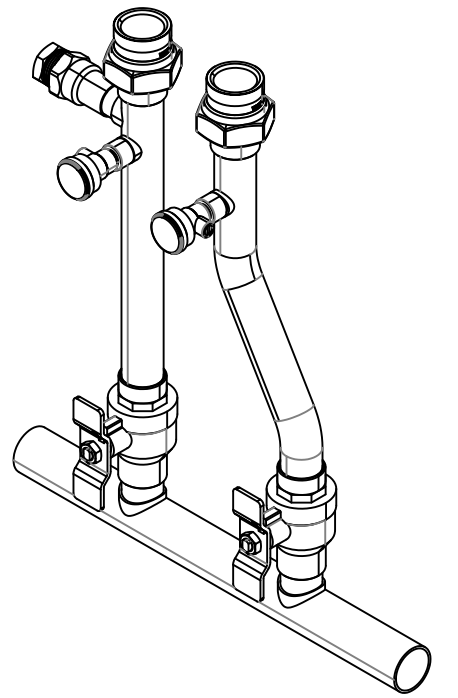
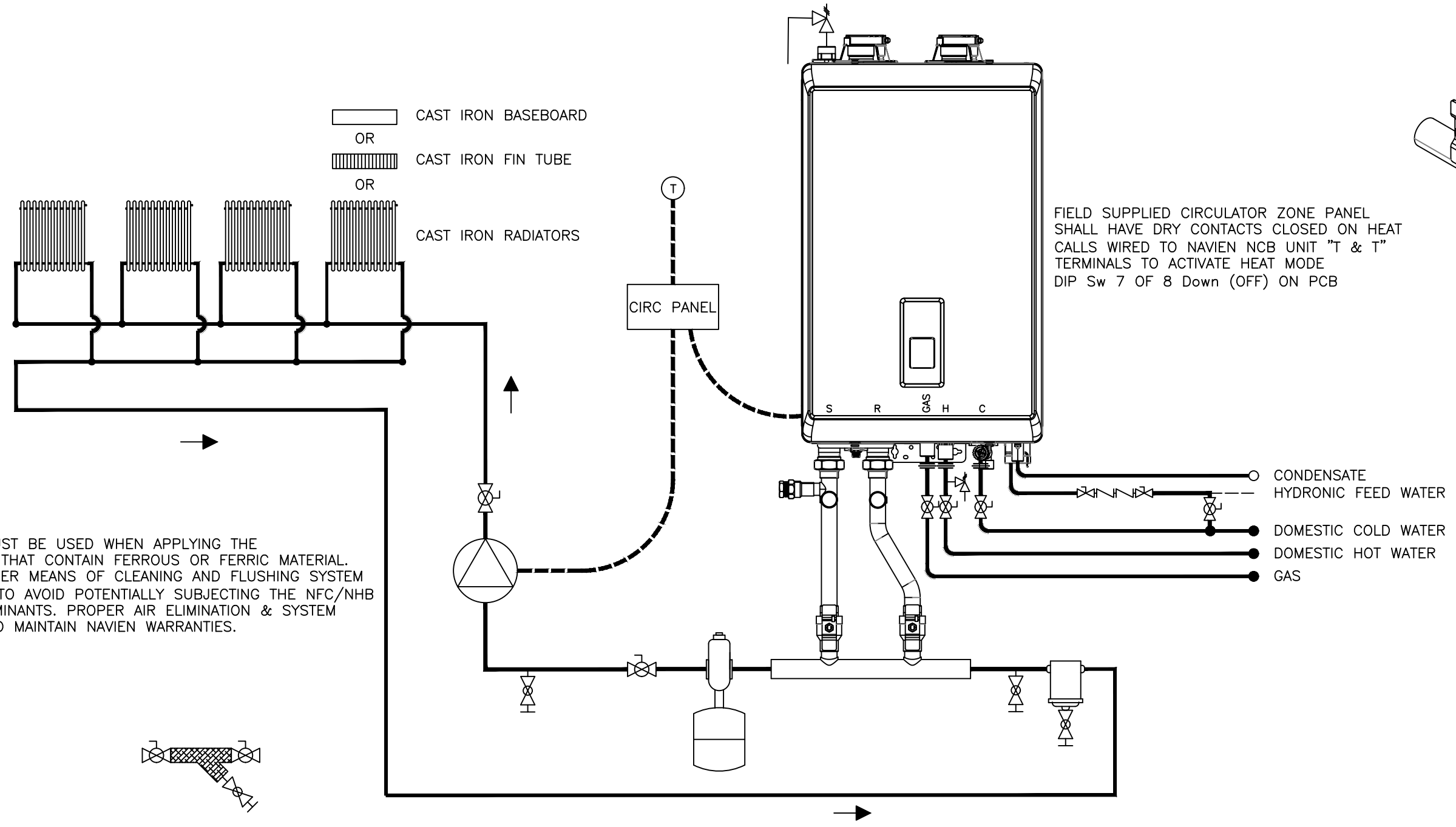
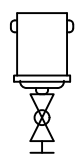


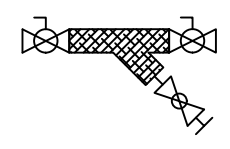
THIS DRAWING IS INTENDED ONLY AS A GUIDE AND NOT AS A REPLACEMENT FOR PROFESSIONALLY ENGINEERED PROJECT DRAWINGS THIS CONCEPT SYSTEM DRAWING DOES NOT IMPLY COMPLIANCE WITH LOCAL BUILDING CODES. ACTUAL INSTALLATION MAY VARY DEPENDING ON INSTALLATION LOCATION AND PARAMETERS AND IT MUST BE DONE IN ACCORDANCE TO ALL LOCAL BUILDING CODES. VERIFY WITH LOCAL BUILDINGS OFFICIALS BEFORE COMMENCEMENT OF SYSTEM INSTALLATION.



PROPER DIRT SEPARATION MUST BE USED WHEN APPLYING THE NAVIEN BOILER WITH SYSTEMS THAT CONTAIN FERROUS OR FERRIC MATERIAL. INSTALLATION REQUIRES PROPER MEANS OF CLEANING AND FLUSHING SYSTEM PIPING PRIOR TO START-UP TO AVOID POTENTIALLY SUBJECTING THE NFC/NHB BOILERS TO SYSTEMS CONTAMINANTS. PROPER AIR ELIMINATION & SYSTEM MAINTENANCE IS REQUIRED TO MAINTAIN NAVIEN WARRANTIES.



DIRT SEPARATOR



WYE STRAINER W/BLOWDOWN

KD Navien
 20 GOODYEAR
 IRVINE, CA 92618
 800-519-8794
 www.navieninc.com

NCB-E SERIES COMBI-BOILER

NAVIEN NCB-E COMBI BOILER APPLICATION
 TWO-PIPE REVERSE RETURN WITH NCB QUIK INSTALL
 MANIFOLD KIT PART # GFFM-MCOZUS-001

DRAWN BY: J.GARCIA

NCB-E-CI-2P-RR-JG01

JULY 23, 2019

AIR ELIMINATION	CHECK VALVE	FULL-PORT VALVE	AQUASTAT
ZONE VALVE	PRESSURE RELIEF VALVE	CIRCULATOR	BACKFLOW PREVENTOR
DHW CIRCULATOR W/AQUASTAT & CHECK VALVE	MIXING VALVE	EXPANSION TANK	SOLENOID VALVE