


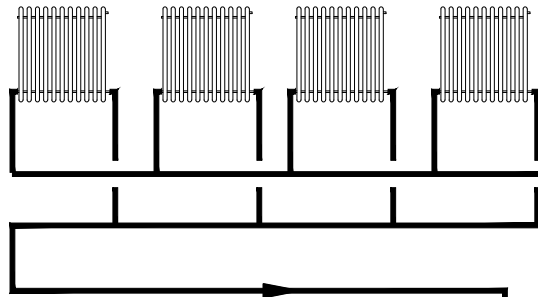
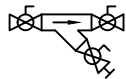


THIS DRAWING IS INTENDED ONLY AS A GUIDE AND NOT AS A REPLACEMENT FOR PROFESSIONALLY ENGINEERED PROJECT DRAWINGS. THIS CONCEPT SYSTEM DRAWING DOES NOT IMPLY COMPLIANCE WITH LOCAL BUILDING CODES. ACTUAL INSTALLATION MAY VARY DEPENDING ON INSTALLATION LOCATION AND PARAMETERS AND IT MUST BE DONE IN ACCORDANCE TO ALL LOCAL BUILDING CODES. VERIFY WITH LOCAL BUILDINGS OFFICIALS BEFORE COMMENCEMENT OF SYSTEM INSTALLATION. CHANGES OR MODIFICATIONS TO PIPING OR DESIGN IS NOT TO BE PERFORMED WITHOUT EXPRESSED WRITTEN PERMISSION BY NAVIEN, INC.

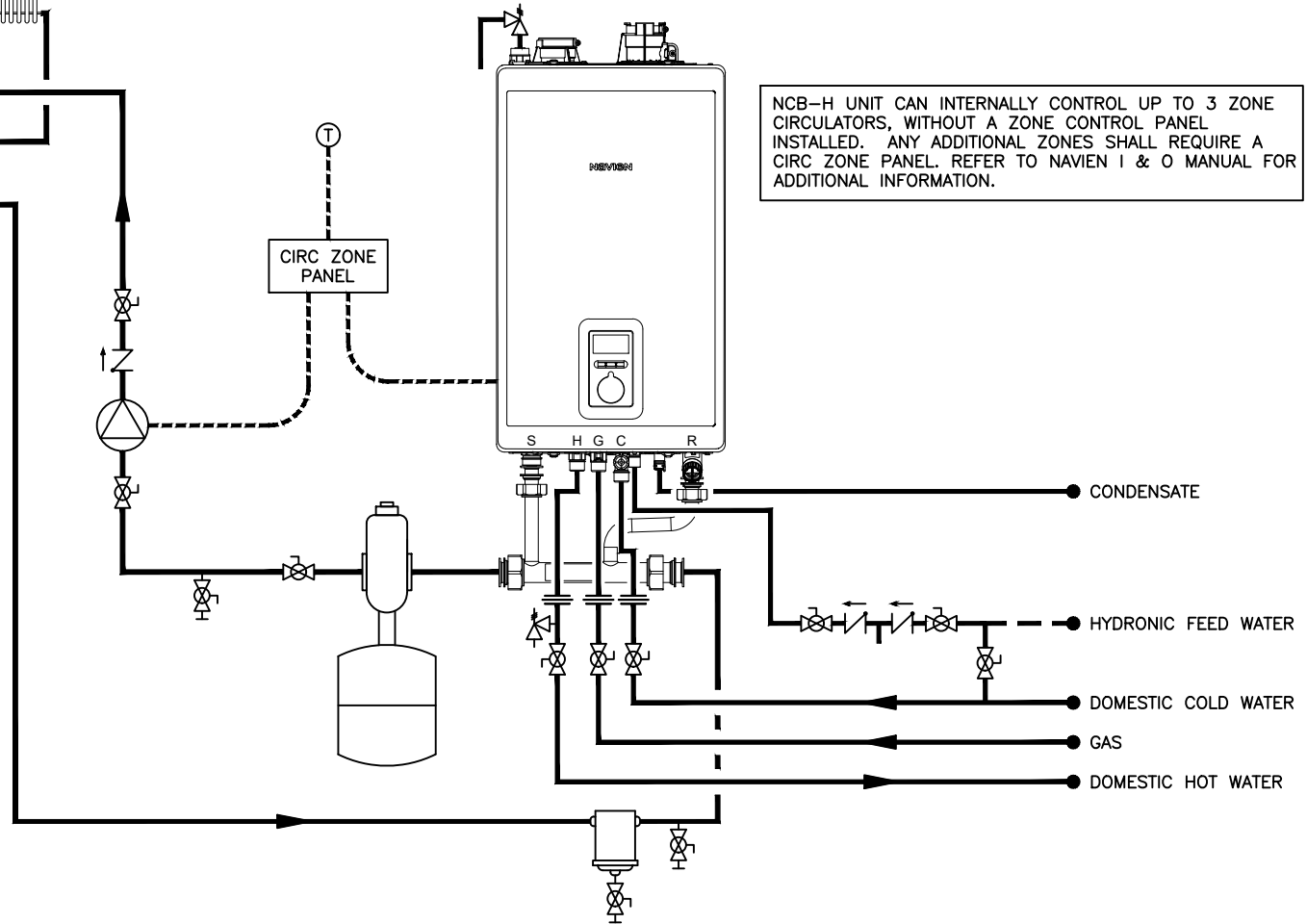
 CAST IRON BASEBOARD  
 OR  
 CAST IRON FIN TUBE  
 OR  
 CAST IRON RADIATORS
















PROPER DIRT SEPARATION MUST BE USED WHEN APPLYING THE NAVIEN BOILER WITH SYSTEMS THAT CONTAIN FERROUS OR FERRIC MATERIAL. INSTALLATION REQUIRES PROPER MEANS OF CLEANING AND FLUSHING SYSTEM PIPING, PRIOR TO START-UP TO AVOID POTENTIALLY SUBJECTING THE NCB BOILERS TO SYSTEM CONTAMINANTS. PROPER AIR ELIMINATION & SYSTEM MAINTENANCE IS REQUIRED TO MAINTAIN NAVIEN WARRANTIES.



ALTERNATE OPTION  
WYE STRAINER W/ BLOWDOWN



NCB-H UNIT CAN INTERNALLY CONTROL UP TO 3 ZONE CIRCULATORS, WITHOUT A ZONE CONTROL PANEL INSTALLED. ANY ADDITIONAL ZONES SHALL REQUIRE A CIRC ZONE PANEL. REFER TO NAVIEN I & O MANUAL FOR ADDITIONAL INFORMATION.

SYMBOL LEGEND			
	BACKFLOW PREVENTER		CHECK VALVE
	CONTROL WIRING		PRESSURE RELIEF VALVE
	MANIFOLD		AIR ELIMINATION
	FULL-PORT VALVE		EXPANSION TANK
	CIRCULATOR		THERMOSTAT
	UNION		DIRT SEPARATOR
	BALL DRAIN VALVE		

  
 20 GOODYEAR  
 IRVINE, CA 92618  
 800-519-8794  
 www.navieninc.com

NCB-H SERIES COMBI-BOILER  
 (1) NCB-H COMBI-BOILER WITH TWO-PIPE REVERSE RETURN  
 SHOWN WITH NAVIEN MANIFOLD KIT PART#30026576A  
 INCLUDES MODELS NCB-190/060H,190/080H,240/110H,240/130H,250/150H  
 DRAWN BY: S. STOEKE      NCB-H-1-PLSS-CI-2P-RR      APRIL 30, 2021