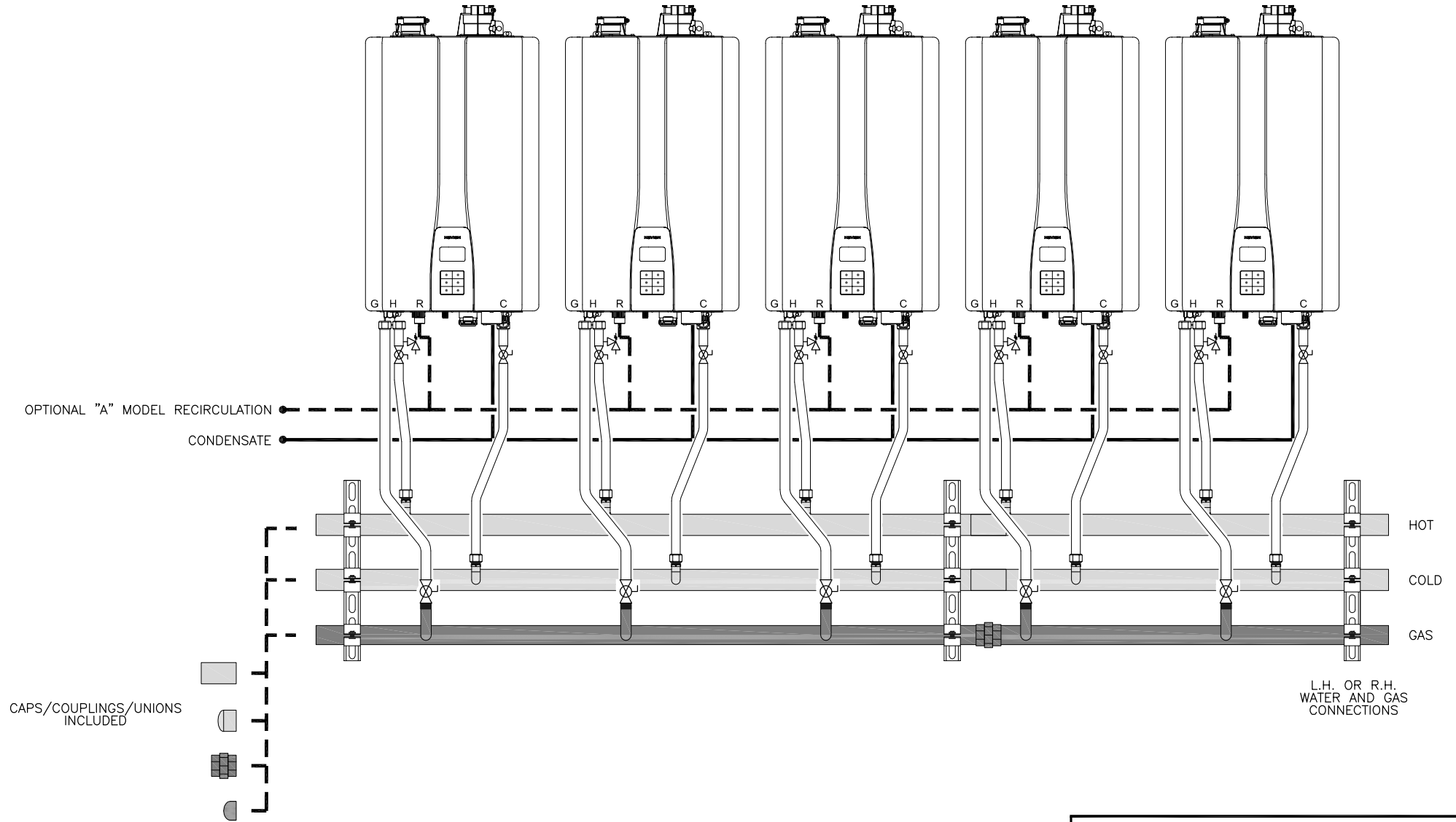


THIS DRAWING IS INTENDED ONLY AS A GUIDE AND NOT AS A REPLACEMENT FOR PROFESSIONALLY ENGINEERED PROJECT DRAWINGS. THIS CONCEPT SYSTEM DRAWING DOES NOT IMPLY COMPLIANCE WITH LOCAL BUILDING CODES. ACTUAL INSTALLATION MAY VARY DEPENDING ON INSTALLATION LOCATION AND PARAMETERS AND IT MUST BE DONE IN ACCORDANCE TO ALL LOCAL BUILDING CODES. VERIFY WITH LOCAL BUILDINGS OFFICIALS BEFORE COMMENCEMENT OF SYSTEM INSTALLATION. CHANGES OR MODIFICATIONS TO PIPING OR DESIGN IS NOT TO BE PERFORMED WITHOUT EXPRESSED WRITTEN PERMISSION BY NAVIEN, INC.

COMPONENTS SHOWN:
 5- NPE-240A2 OR S2 MODEL TANKLESS
 1 - #GXXX002980 3 UNIT SIDE-BY-SIDE MANIFOLD KIT
 1 - #GXXX002979 2 UNIT SIDE-BY-SIDE MANIFOLD KIT

RECIRCULATION PIPING & CONDENSATE DRAIN IS FIELD SUPPLIED




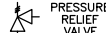


Navien
 20 GOODYEAR
 IRVINE, CA 92618
 800-519-8794
 www.navienc.com

NPE-2 SERIES TANKLESS WATER HEATER
 NAVIEN READY-LINK MANIFOLD SYSTEM
 (5) UNITS SIDE-BY-SIDE READY-LINK MANIFOLD KIT
 WALL MOUNT

DRAWN BY: S. STOEKE

NPE-2-RDYLSYS-5UW-SbyS

MAY 6, 2026

SYMBOL LEGEND			
	UNION		PRESSURE RELIEF VALVE
	FULL-PORT VALVE		
	CASCADE CABLE		