

- Variable speed compressor with Intelligent capacity matching inverter control
- Water boost mode for increased efficiency
- IoT connectivity for setup, diagnostics and charging
- Compressor sound blanket
- Designed and approved for R454B refrigerant
- Lineset installation up to 150ft
- Front seated service valves
- Filter drier included (field installed)
- Sound level as low as 55 dBA
- Compatible with 24V thermostats
- Specially coated microchannel coil
- Certified design according to the latest edition of UL 60335-2-40

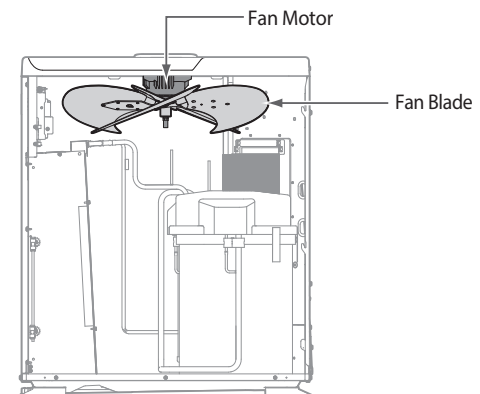
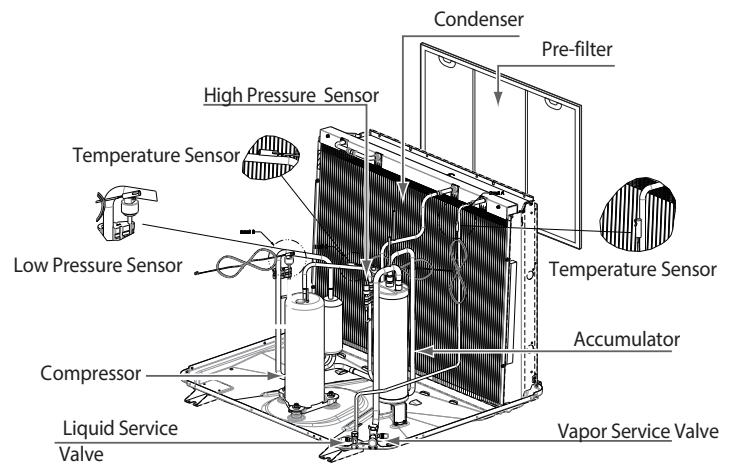


## NOMENCLATURE

MODEL NUMBER NOMENCLATURE										
	N	A	E	28	V	36	2	2	A	1
	I	II	III	IV	V	VI	VII	VIII	IX	X
I	<b>Brand</b> N = Navien									
II	<b>Business Unit</b> A = Air									
III	<b>Product</b> E = A/C Evaporation Assist									
IV	<b>Nominal Efficiency</b> 28 = 28 SEER2*									
V	<b>Type</b> V = Variable Capacity									
VI	<b>Nominal Capacity</b> 36 = 36,000 Btu/h 60 = 60,000 Btu/h									
VII	<b>Refrigerant</b> 1 = R410A 2 = R454B									
VIII	<b>Electrical</b> 2 = 208/230V , 1PH									
IX	<b>Major Revision Level</b>									
X	<b>Minor Revision Level</b>									

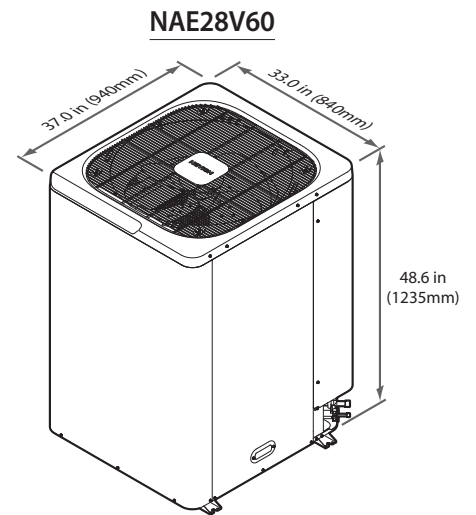
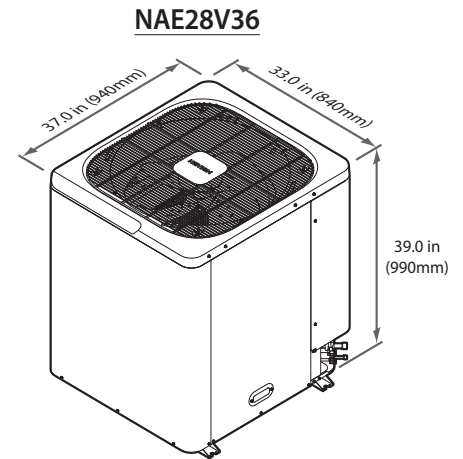
\*Performance based on Navien internal testing. Not an industry-certified rating. Results may vary by installation and conditions.

## COMPONENTS



## SPECIFICATIONS/DIMENSIONS

	Units	NAE28V36		NAE28V60	
		Hydro	Air	Hydro	Air
Operating Conditions	-	Hydro	Air	Hydro	Air
Maximum Water Rate	GPM (LPM)	0.09 (0.35)	-	0.12 (0.46)	-
Size (WxDxH)	in (mm)	33.0 x 37.0 x 39.0 (840 x 940 x 990)		33.0 x 37.0 x 48.6 (840 x 940 x 1235)	
Compressor	Type	Variable Speed Rotary			
	Maximum Rated Current (MRC)	25		30	
Fan Motor	Rated current (RLA)	1.0		1.0	
	Maximum Speed	800		900	
	Motor HP	1/3		1/3	
Refrigerant	Type	R454B			
	Charge lb (kg)	5.29 (2.4)		6.6 (3.0)	
Valve Connection	Vapor line OD in (mm)	3/4 (19.05)		7/8 (22.2)	
	Liquid line OD in (mm)	3/8 (9.52)			
Water Connection	Type	Fitting - Quick Connect			
	Size in (mm)	1/4 (6.35)			
Drain	in (mm)	5/8 (15.88)			
Electrical Data	V-PH-HZ	230-1-60			
	Ampacity (MCA)	32.25		38.5	
	Max. Overcurrent Protection	50		60	
	Min/Max Volts (V)	197/253			
Operating Temperature	°F (°C)	55-126 (12.7-52)			



Note: Maximum allowable lineset length is 150 ft  
Maximum allowable vertical lift length is 50 ft

## HYDRO-BOOST EFFICIENCY

Operating Conditions	-	NAE28V36				NAE28V60			
		Water Spray	Dry	Water Spray	Dry	Water Spray	Dry	Water Spray	Dry
Cooling Capacity	BTU/h	22,600		31,400		43,000		52,500	
Efficiency	SEER2	28*	16	25*	16.5	30*	18	28*	17.5

\*Performance based on Navien internal testing. Not an industry-certified rating. Results may vary by installation and conditions.

## SOUND POWER DATA

Operating Conditions		Hydro	Air	Hydro	Air	Hydro	Air	Hydro	Air
Nominal Capacity [BTUh]		24K		36K		48K		60K	
Sound Rating Level [dBA]	Low	55	60	55	61	56	59	57	63
	High	63	73	63	73	67	75	67	75

**NOTE:** Tested by a 3rd party laboratory in accordance with AHRI Standard 270-2015 (not listed in AHRI)

## AHRI 210/240 Performance Data

Indoor System Type	Nominal Ton	AHRI Ref. #	Outdoor Model No.	Indoor Unit Model No.	Furnace Model No.	Cooling Capacity (95°F), BTU/h	EER2 <sup>1</sup>	SEER2 <sup>2</sup>
Variable Speed Air Handler	2T	217627695	NAE28V3622A1	NASV24B2T2A1	-	22600	11.30	16.00
	3T	217627705	NAE28V3622A1	NASV36C2T2A1	-	31400	10.60	16.50
	4T	217627717	NAE28V3622A1	NASV48D2T2A1	-	32200	11.70	18.00
	4T	217627718	NAE28V6022A1	NASV48D2T2A1	-	43000	12.00	18.00
	5T	217627724	NAE28V6022A1	NASV59D2T2A1	-	52500	10.20	17.00
NPF Furnace + Cased Coil	2T	217627698	NAE28V3622A1	NAM24B2TA1	NPF700-060U3BH	23000	10.80	16.50
	2T	217627700	NAE28V3622A1	NAM24B2TA1	NPF700-060H3BH	23000	10.80	16.50
	2T	218361384	NAE28V3622A1	NAM24B2TA1	NPF700-060D5CH	23000	11.00	15.80
	2T	217627701	NAE28V3622A1	NAM24B2TA1	NPF700-080U3BH	23000	10.80	16.50
	2T	217627703	NAE28V3622A1	NAM24B2TA1	NPF700-080H3BH	23000	10.80	16.50
	2T	218361385	NAE28V3622A1	NAM24B2TA1	NPF700-080D5CH	23000	11.00	15.80
	3T	217627706	NAE28V3622A1	NAM36B2TA1	NPF700-060U3BH	31400	10.30	16.00
	3T	217627708	NAE28V3622A1	NAM36B2TA1	NPF700-060H3BH	31400	10.30	16.00
	3T	218361382	NAE28V3622A1	NAM36B2TA1	NPF700-060D5CH	31000	9.80	16.00
	3T	217627710	NAE28V3622A1	NAM36B2TA1	NPF700-080U3BH	31400	10.30	16.00
	3T	217627711	NAE28V3622A1	NAM36B2TA1	NPF700-080H3BH	31400	10.30	16.00
	3T	218361383	NAE28V3622A1	NAM36B2TA1	NPF700-080D5CH	31000	9.80	16.00
	3T	218361375	NAE28V3622A1	NAM36C2TA1	NPF700-060U5CH	31400	10.00	15.50
	3T	218361377	NAE28V3622A1	NAM36C2TA1	NPF700-060H5CH	31000	9.80	15.20
	3T	218361376	NAE28V3622A1	NAM36C2TA1	NPF700-060D5CH	31000	9.80	16.00
	3T	218361378	NAE28V3622A1	NAM36C2TA1	NPF700-080U5CH	31400	10.00	15.50
	3T	218361380	NAE28V3622A1	NAM36C2TA1	NPF700-080H5CH	31000	9.80	15.20
	3T	218361379	NAE28V3622A1	NAM36C2TA1	NPF700-080D5CH	31000	9.80	16.00
	3T	217627713	NAE28V3622A1	NAM36C2TA1	NPF700-100U5CH	31400	10.30	16.50
	3T	217627715	NAE28V3622A1	NAM36C2TA1	NPF700-100H5CH	31200	10.00	16.10
	3T	218361386	NAE28V3622A1	NAM36C2TA1	NPF700-100D5CH	31000	9.80	15.60
	3T	218361387	NAE28V3622A1	NAM48C2TA1	NPF700-100U5CH	32600	10.80	16.50
	3T	218361388	NAE28V3622A1	NAM48C2TA1	NPF700-100H5CH	31800	10.50	16.20
	3T	218361389	NAE28V3622A1	NAM48C2TA1	NPF700-100D5CH	32600	10.80	16.50
	3T	218361390	NAE28V3622A1	NAM59C2TA1	NPF700-100U5CH	32600	10.80	16.50
	3T	218361391	NAE28V3622A1	NAM59C2TA1	NPF700-100H5CH	31800	10.50	16.20
	3T	218361392	NAE28V3622A1	NAM59C2TA1	NPF700-100D5CH	32600	10.80	16.50
	4T	217627722	NAE28V6022A1	NAM48C2TA1	NPF700-100U5CH	43000	10.80	16.50
	4T	217627720	NAE28V6022A1	NAM48C2TA1	NPF700-100H5CH	42000	10.50	16.00
	4T	218361374	NAE28V6022A1	NAM48C2TA1	NPF700-100D5CH	42000	10.50	16.00
	5T	217627725	NAE28V6022A1	NAM59C2TA1	NPF700-100U5CH	50500	9.80	16.00
	5T	217627727	NAE28V6022A1	NAM59C2TA1	NPF700-100H5CH	50000	9.80	15.50
5T	218361373	NAE28V6022A1	NAM59C2TA1	NPF700-100D5CH	50000	9.80	15.20	
5T	218361370	NAE28V6022A1	NAM59D2TA1	NPF700-100U5CH	50500	9.80	15.50	
5T	218361371	NAE28V6022A1	NAM59D2TA1	NPF700-100H5CH	50000	9.80	15.20	
5T	218361372	NAE28V6022A1	NAM59D2TA1	NPF700-100D5CH	50500	9.80	15.50	

Performance data subject to change. Check [www.ahridirectory.org](http://www.ahridirectory.org) for latest information.

<sup>1</sup> Energy Efficiency Ratio; Certified per AHRI 210/240

<sup>2</sup> Seasonal Energy Efficiency Ratio; Certified per AHRI 210/240

## EXTENDED RANGE COOL CAPACITIES

NAE28V3622A1+ NASV24B2T2A1 (2 Ton Cooling) NORMAL Mode

ID Airflow (SCFM)	OD DB (°F)	ID WB (°F)	59				63				67				71			
			ID DB (°F)	70	75	80	85	70	75	80	85	70	75	80	85	70	75	80
560	65	TC	22.8	22.5	22.3	22.1	24.8	24.5	24.3	24.1	26.8	26.5	26.3	26.1	-	28.6	28.4	28.2
		S/T	0.76	0.91	1.0	1.0	0.58	0.73	0.89	1.0	0.42	0.56	0.71	0.86	-	0.42	0.52	0.67
		kW	1.28	1.29	1.30	1.31	1.29	1.30	1.31	1.31	1.30	1.30	1.31	1.32	-	1.31	1.32	1.33
	75	TC	21.5	21.3	21.1	20.8	23.5	23.3	23.1	22.8	25.6	25.3	25.1	24.8	-	27.4	27.2	26.9
		S/T	0.76	0.92	1.0	1.0	0.59	0.74	0.89	1.0	0.42	0.56	0.72	0.86	-	0.42	0.53	0.68
		kW	1.46	1.47	1.48	1.49	1.47	1.48	1.49	1.49	1.47	1.48	1.49	1.50	-	1.49	1.50	1.50
	85	TC	20.3	20.1	19.8	19.6	22.3	22.1	21.9	21.6	24.3	24.1	23.9	23.6	-	26.2	26.0	25.7
		S/T	0.77	0.92	1.0	1.0	0.59	0.75	0.90	1.0	0.42	0.57	0.72	0.87	-	0.42	0.54	0.69
		kW	1.64	1.65	1.66	1.66	1.65	1.65	1.66	1.67	1.65	1.66	1.67	1.68	-	1.67	1.67	1.68
	95	TC	19.1	18.9	18.6	18.4	21.1	20.9	20.6	20.4	23.1	22.9	22.6	22.4	-	25.0	24.7	24.5
		S/T	0.78	0.93	1.0	1.0	0.60	0.75	0.91	1.0	0.42	0.58	0.73	0.88	-	0.42	0.55	0.69
		kW	1.82	1.83	1.84	1.84	1.83	1.83	1.84	1.85	1.83	1.84	1.85	1.86	-	1.84	1.85	1.86
105	TC	17.9	17.6	17.4	17.1	19.9	19.6	19.4	19.2	21.9	21.6	21.4	21.2	-	23.7	23.5	23.3	
	S/T	0.79	0.94	1.0	1.0	0.61	0.76	0.91	1.0	0.43	0.58	0.74	0.89	-	0.42	0.55	0.70	
	kW	2.00	2.01	2.02	2.02	2.01	2.01	2.02	2.03	2.01	2.02	2.03	2.03	-	2.02	2.03	2.04	
115	TC	16.7	16.4	16.2	15.9	18.7	18.4	18.2	17.9	20.7	20.4	20.2	19.9	-	22.5	22.3	22.0	
	S/T	0.79	0.95	1.0	1.0	0.62	0.77	0.92	1.0	0.44	0.59	0.74	0.89	-	0.42	0.56	0.71	
	kW	2.18	2.18	2.19	2.20	2.18	2.19	2.20	2.21	2.19	2.20	2.21	2.21	-	2.20	2.21	2.22	
630	65	TC	23.0	22.7	22.5	22.2	25.0	24.7	24.5	24.3	27.0	26.7	26.5	26.3	-	28.8	28.6	28.4
		S/T	0.76	0.92	1.0	1.0	0.59	0.74	0.89	1.0	0.42	0.56	0.72	0.86	-	0.42	0.53	0.68
		kW	1.26	1.27	1.27	1.28	1.26	1.27	1.28	1.29	1.27	1.28	1.28	1.29	-	1.28	1.29	1.30
	75	TC	21.7	21.5	21.2	21.0	23.7	23.5	23.3	23.0	25.7	25.5	25.3	25.0	-	27.6	27.4	27.1
		S/T	0.77	0.92	1.0	1.0	0.59	0.75	0.90	1.0	0.42	0.57	0.72	0.87	-	0.42	0.54	0.69
		kW	1.44	1.45	1.45	1.46	1.44	1.45	1.46	1.47	1.45	1.46	1.46	1.47	-	1.46	1.47	1.48
	85	TC	20.5	20.3	20.0	19.8	22.5	22.3	22.0	21.8	24.5	24.3	24.0	23.8	-	26.4	26.1	25.9
		S/T	0.78	0.93	1.0	1.0	0.60	0.75	0.91	1.0	0.42	0.58	0.73	0.88	-	0.42	0.54	0.69
		kW	1.61	1.62	1.63	1.64	1.62	1.63	1.64	1.64	1.62	1.63	1.64	1.65	-	1.64	1.65	1.65
	95	TC	19.3	19.0	18.8	18.6	21.3	21.0	20.8	20.6	23.3	23.1	22.8	22.6	-	25.1	24.9	24.7
		S/T	0.78	0.94	1.0	1.0	0.61	0.76	0.91	1.0	0.43	0.58	0.74	0.88	-	0.42	0.55	0.70
		kW	1.79	1.80	1.81	1.82	1.80	1.81	1.81	1.82	1.80	1.81	1.82	1.83	-	1.82	1.83	1.83
105	TC	18.0	17.8	17.6	17.3	20.1	19.8	19.6	19.3	22.1	21.8	21.6	21.3	-	23.9	23.7	23.4	
	S/T	0.79	0.95	1.0	1.0	0.61	0.77	0.92	1.0	0.44	0.59	0.74	0.89	-	0.42	0.56	0.71	
	kW	1.97	1.98	1.99	2.00	1.98	1.99	1.99	2.00	1.98	1.99	2.00	2.01	-	2.00	2.01	2.01	
115	TC	16.8	16.6	16.4	16.1	18.8	18.6	18.4	18.1	20.8	20.6	20.4	20.1	-	22.7	22.5	22.2	
	S/T	0.80	0.95	1.0	1.0	0.62	0.77	0.93	1.0	0.44	0.60	0.75	0.90	-	0.42	0.57	0.71	
	kW	2.15	2.16	2.17	2.17	2.15	2.16	2.17	2.18	2.16	2.17	2.18	2.18	-	2.17	2.18	2.19	
700	65	TC	23.1	22.9	22.7	22.4	25.2	24.9	24.7	24.4	27.2	26.9	26.7	26.4	-	29.0	28.8	28.5
		S/T	0.77	0.92	1.0	1.0	0.59	0.75	0.90	1.0	0.42	0.57	0.72	0.87	-	0.42	0.54	0.68
		kW	1.23	1.24	1.25	1.25	1.24	1.24	1.25	1.26	1.24	1.25	1.26	1.27	-	1.26	1.26	1.27
	75	TC	21.9	21.7	21.4	21.2	23.9	23.7	23.4	23.2	25.9	25.7	25.4	25.2	-	27.8	27.5	27.3
		S/T	0.78	0.93	1.0	1.0	0.60	0.75	0.91	1.0	0.42	0.58	0.73	0.88	-	0.42	0.54	0.69
		kW	1.41	1.42	1.43	1.43	1.42	1.42	1.43	1.44	1.42	1.43	1.44	1.45	-	1.44	1.44	1.45
	85	TC	20.7	20.5	20.2	20.0	22.7	22.5	22.2	22.0	24.7	24.5	24.2	24.0	-	26.6	26.3	26.1
		S/T	0.78	0.94	1.0	1.0	0.61	0.76	0.91	1.0	0.43	0.58	0.74	0.88	-	0.42	0.55	0.70
		kW	1.59	1.59	1.60	1.61	1.59	1.60	1.61	1.62	1.60	1.61	1.61	1.62	-	1.61	1.62	1.63
	95	TC	19.5	19.2	19.0	18.8	21.5	21.2	21.0	20.8	23.5	23.2	23.0	22.8	-	25.3	25.1	24.9
		S/T	0.79	0.94	1.0	1.0	0.61	0.77	0.92	1.0	0.44	0.59	0.74	0.89	-	0.42	0.56	0.71
		kW	1.77	1.77	1.78	1.79	1.77	1.78	1.79	1.80	1.78	1.79	1.79	1.80	-	1.79	1.80	1.81
105	TC	18.2	18.0	17.8	17.5	20.2	20.0	19.8	19.5	22.2	22.0	21.8	21.5	-	24.1	23.9	23.6	
	S/T	0.80	0.95	1.0	1.0	0.62	0.77	0.93	1.0	0.44	0.60	0.75	0.90	-	0.42	0.57	0.71	
	kW	1.95	1.95	1.96	1.97	1.95	1.96	1.97	1.98	1.96	1.96	1.97	1.98	-	1.97	1.98	1.99	
115	TC	17.0	16.8	16.5	16.3	19.0	18.8	18.5	18.3	21.0	20.8	20.5	20.3	-	22.9	22.6	22.4	
	S/T	0.81	0.96	1.0	1.0	0.63	0.78	0.93	1.0	0.45	0.60	0.76	0.91	-	0.42	0.57	0.72	
	kW	2.12	2.13	2.14	2.15	2.13	2.14	2.14	2.15	2.13	2.14	2.15	2.16	-	2.15	2.16	2.16	
840	65	TC	23.5	23.3	23.0	22.8	25.5	25.3	25.0	24.8	27.5	27.3	27.0	26.8	-	29.4	29.1	28.9
		S/T	0.78	0.94	1.0	1.0	0.61	0.76	0.91	1.0	0.43	0.58	0.74	0.88	-	0.42	0.55	0.70
		kW	1.18	1.18	1.19	1.20	1.18	1.19	1.20	1.21	1.19	1.20	1.20	1.21	-	1.20	1.21	1.22
	75	TC	22.3	22.0	21.8	21.6	24.3	24.0	23.8	23.6	26.3	26.0	25.8	25.6	-	28.1	27.9	27.7
		S/T	0.79	0.94	1.0	1.0	0.61	0.77	0.92	1.0	0.44	0.59	0.74	0.89	-	0.42	0.56	0.70
		kW	1.36	1.36	1.37	1.38	1.36	1.37	1.38	1.39	1.37	1.38	1.38	1.39	-	1.38	1.39	1.40
	85	TC	21.1	20.8	20.6	20.4	23.1	22.8	22.6	22.4	25.1	24.8	24.6	24.4	-	26.9	26.7	26.5
		S/T	0.80	0.95	1.0	1.0	0.62	0.77	0.93	1.0	0.44	0.60	0.75	0.90	-	0.42	0.56	0.71
		kW	1.53	1.54	1.55	1.56	1.54	1.55	1.55	1.56	1.54	1.55	1.56	1.57	-	1.56	1.57	1.57
	95	TC	19.8	19.6	19.4	19.1	21.8	21.6	21.4	21.1	23.8	23.6	23.4	23.1	-	25.7	25.5	25.2
		S/T	0.80	0.96	1.0	1.0	0.63	0.78	0.93	1.0	0.45	0.60	0.76	0.90	-	0.42	0.57	0.72
		kW	1.71	1.72	1.73	1.74	1.72	1.73	1.73	1.74	1.72	1.73	1.74	1.75	-	1.74	1.75	1.75
105	TC	18.6	18.4	18.1	17.9	20.6	20.4	20.1	19.9	22.6	22.4	22.1	21.9	-	24.5	24.2	24.0	
	S/T	0.81	0.96	1.0	1.0	0.63	0.79	0.94	1.0	0.46	0.61	0.76	0.91	-	0.42	0.58	0.73	
	kW	1.89	1.90	1.91	1.92	1.90	1.91	1.91	1.92	1.90	1.91	1.92	1.93	-	1.92	1.93	1.93	
115	TC	17.4	17.1	16.9	16.7	19.4	19.2	18.9	18.7	21.4	21.2	20.9	20.7	-	23.3	23.0	22.8	
	S/T	0.82	0.97	1.0	1.0	0.64	0.79	0.95	1.0	0.46	0.62	0.77	0.92	-	0.43	0.59	0.73	
	kW	2.07	2.08	2.08	2.09	2.07	2.08	2.09	2.10	2.08	2.09	2.10	2.10	-	2.09	2.10	2.11	

Note: TC - Total Capacity | S/T - Sensible Ratio | kW - ODU Power

## EXTENDED RANGE COOL CAPACITIES

NAE28V3622A1+ NASV36C2T2A1 (3 Ton Cooling) NORMAL Mode

ID Airflow (SCFM)	OD DB (°F)	ID WB (°F) ID DB (°F)	59				63				67				71			
			70	75	80	85	70	75	80	85	70	75	80	85	70	75	80	85
			850	65	TC	30.1	29.8	29.5	29.2	32.7	32.4	32.1	31.8	35.3	35.0	34.6	34.3	-
S/T	0.76	0.91			1.0	1.0	0.58	0.74	0.89	1.0	0.41	0.56	0.71	0.86	-	0.40	0.53	0.67
kW	1.86	1.87			1.89	1.90	1.87	1.88	1.90	1.91	1.88	1.89	1.90	1.92	-	1.90	1.91	1.93
75	TC	28.5		28.2	27.9	27.6	31.1	30.8	30.5	30.2	33.7	33.4	33.1	32.8	-	36.1	35.8	35.5
	S/T	0.77		0.92	1.0	1.0	0.59	0.74	0.90	1.0	0.41	0.57	0.72	0.87	-	0.40	0.53	0.68
	kW	2.15		2.16	2.17	2.18	2.15	2.17	2.18	2.19	2.16	2.18	2.19	2.20	-	2.19	2.20	2.21
85	TC	27.0		26.7	26.4	26.1	29.6	29.3	28.9	28.7	32.1	31.8	31.5	31.2	-	34.5	34.2	33.9
	S/T	0.77		0.93	1.0	1.0	0.60	0.75	0.90	1.0	0.42	0.57	0.73	0.87	-	0.40	0.54	0.69
	kW	2.43		2.44	2.45	2.46	2.43	2.45	2.46	2.47	2.44	2.46	2.47	2.48	-	2.47	2.48	2.49
95	TC	25.4		25.1	24.8	24.5	28.0	27.7	27.4	27.1	30.6	30.2	29.9	29.6	-	32.9	32.6	32.3
	S/T	0.78		0.93	1.0	1.0	0.60	0.76	0.91	1.0	0.43	0.58	0.73	0.88	-	0.40	0.55	0.70
	kW	2.71		2.72	2.74	2.75	2.72	2.73	2.75	2.76	2.73	2.74	2.75	2.77	-	2.75	2.76	2.78
105	TC	23.8		23.5	23.2	22.9	26.4	26.1	25.8	25.5	29.0	28.7	28.4	28.1	-	31.3	31.0	30.7
	S/T	0.79		0.94	1.0	1.0	0.61	0.76	0.92	1.0	0.43	0.59	0.74	0.89	-	0.40	0.55	0.70
	kW	3.00		3.01	3.02	3.03	3.00	3.02	3.03	3.04	3.01	3.03	3.04	3.05	-	3.04	3.05	3.06
115	TC	22.3		22.0	21.7	21.4	24.9	24.5	24.2	23.9	27.4	27.1	26.8	26.5	-	29.8	29.5	29.2
	S/T	0.80		0.95	1.0	1.0	0.62	0.77	0.92	1.0	0.44	0.59	0.75	0.89	-	0.41	0.56	0.71
	kW	3.28		3.29	3.30	3.31	3.28	3.30	3.31	3.32	3.29	3.31	3.32	3.33	-	3.31	3.33	3.34
950	65	TC	30.5	30.2	29.9	29.6	33.0	32.7	32.4	32.1	35.6	35.3	35.0	34.7	-	38.0	37.7	37.4
		S/T	0.77	0.92	1.0	1.0	0.59	0.75	0.90	1.0	0.42	0.57	0.72	0.87	-	0.40	0.54	0.68
		kW	1.80	1.81	1.82	1.84	1.81	1.82	1.83	1.85	1.82	1.83	1.84	1.85	-	1.84	1.85	1.86
	75	TC	28.9	28.6	28.3	28.0	31.5	31.2	30.8	30.5	34.0	33.7	33.4	33.1	-	36.4	36.1	35.8
		S/T	0.78	0.93	1.0	1.0	0.60	0.75	0.91	1.0	0.42	0.58	0.73	0.88	-	0.40	0.54	0.69
		kW	2.08	2.10	2.11	2.12	2.09	2.11	2.12	2.13	2.10	2.11	2.13	2.14	-	2.12	2.14	2.15
	85	TC	27.3	27.0	26.7	26.4	29.9	29.6	29.3	29.0	32.5	32.2	31.9	31.6	-	34.9	34.5	34.2
		S/T	0.78	0.94	1.0	1.0	0.61	0.76	0.91	1.0	0.43	0.58	0.74	0.88	-	0.40	0.55	0.70
		kW	2.36	2.38	2.39	2.40	2.37	2.39	2.40	2.41	2.38	2.39	2.41	2.42	-	2.40	2.42	2.43
	95	TC	25.8	25.5	25.1	24.8	28.3	28.0	27.7	27.4	30.9	30.6	30.3	30.0	-	33.3	33.0	32.7
		S/T	0.79	0.94	1.0	1.0	0.61	0.77	0.92	1.0	0.44	0.59	0.74	0.89	-	0.40	0.56	0.70
		kW	2.65	2.66	2.67	2.69	2.66	2.67	2.68	2.70	2.67	2.68	2.69	2.70	-	2.69	2.70	2.71
	105	TC	24.2	23.9	23.6	23.3	26.7	26.4	26.1	25.8	29.3	29.0	28.7	28.4	-	31.7	31.4	31.1
		S/T	0.80	0.95	1.0	1.0	0.62	0.77	0.93	1.0	0.44	0.60	0.75	0.90	-	0.41	0.56	0.71
		kW	2.93	2.95	2.96	2.97	2.94	2.95	2.97	2.98	2.95	2.96	2.98	2.99	-	2.97	2.99	3.00
	115	TC	22.6	22.3	22.0	21.7	25.2	24.9	24.6	24.3	27.8	27.5	27.1	26.9	-	30.1	29.8	29.5
		S/T	0.80	0.96	1.0	1.0	0.63	0.78	0.93	1.0	0.45	0.60	0.76	0.90	-	0.42	0.57	0.72
		kW	3.21	3.23	3.24	3.25	3.22	3.23	3.25	3.26	3.23	3.24	3.26	3.27	-	3.25	3.27	3.28
1060	65	TC	30.8	30.5	30.2	29.9	33.4	33.1	32.8	32.5	36.0	35.7	35.4	35.1	-	38.4	38.0	37.7
		S/T	0.78	0.93	1.0	1.0	0.60	0.76	0.91	1.0	0.43	0.58	0.73	0.88	-	0.40	0.55	0.69
		kW	1.73	1.74	1.76	1.77	1.74	1.75	1.77	1.78	1.75	1.76	1.78	1.79	-	1.77	1.78	1.80
	75	TC	29.3	29.0	28.6	28.3	31.8	31.5	31.2	30.9	34.4	34.1	33.8	33.5	-	36.8	36.5	36.2
		S/T	0.79	0.94	1.0	1.0	0.61	0.76	0.92	1.0	0.43	0.59	0.74	0.89	-	0.40	0.55	0.70
		kW	2.02	2.03	2.04	2.05	2.03	2.04	2.05	2.06	2.03	2.05	2.06	2.07	-	2.06	2.07	2.08
	85	TC	27.7	27.4	27.1	26.8	30.3	30.0	29.7	29.4	32.8	32.5	32.2	31.9	-	35.2	34.9	34.6
		S/T	0.79	0.95	1.0	1.0	0.62	0.77	0.92	1.0	0.44	0.59	0.75	0.89	-	0.41	0.56	0.71
		kW	2.30	2.31	2.32	2.33	2.31	2.32	2.33	2.34	2.31	2.33	2.34	2.35	-	2.34	2.35	2.36
	95	TC	26.1	25.8	25.5	25.2	28.7	28.4	28.1	27.8	31.3	31.0	30.6	30.4	-	33.6	33.3	33.0
		S/T	0.80	0.95	1.0	1.0	0.62	0.78	0.93	1.0	0.45	0.60	0.75	0.90	-	0.41	0.57	0.72
		kW	2.58	2.59	2.61	2.62	2.59	2.60	2.62	2.63	2.60	2.61	2.62	2.64	-	2.62	2.63	2.65
	105	TC	24.6	24.2	23.9	23.6	27.1	26.8	26.5	26.2	29.7	29.4	29.1	28.8	-	32.1	31.8	31.5
		S/T	0.81	0.96	1.0	1.0	0.63	0.78	0.94	1.0	0.45	0.61	0.76	0.91	-	0.42	0.57	0.72
		kW	2.87	2.88	2.89	2.90	2.87	2.89	2.90	2.91	2.88	2.90	2.91	2.92	-	2.91	2.92	2.93
	115	TC	23.0	22.7	22.4	22.1	25.6	25.3	25.0	24.7	28.1	27.8	27.5	27.2	-	30.5	30.2	29.9
		S/T	0.81	0.97	1.0	1.0	0.64	0.79	0.94	1.0	0.46	0.61	0.77	0.91	-	0.43	0.58	0.73
		kW	3.15	3.16	3.17	3.18	3.15	3.17	3.18	3.19	3.16	3.18	3.19	3.20	-	3.19	3.20	3.21
1270	65	TC	31.6	31.2	30.9	30.6	34.1	33.8	33.5	33.2	36.7	36.4	36.1	35.8	-	39.1	38.8	38.5
		S/T	0.80	0.95	1.0	1.0	0.62	0.77	0.93	1.0	0.44	0.60	0.75	0.90	-	0.41	0.57	0.71
		kW	1.60	1.62	1.63	1.64	1.61	1.62	1.64	1.65	1.62	1.63	1.65	1.66	-	1.64	1.66	1.67
	75	TC	30.0	29.7	29.4	29.1	32.5	32.2	31.9	31.6	35.1	34.8	34.5	34.2	-	37.5	37.2	36.9
		S/T	0.81	0.96	1.0	1.0	0.63	0.78	0.94	1.0	0.45	0.60	0.76	0.91	-	0.42	0.57	0.72
		kW	1.89	1.90	1.91	1.93	1.90	1.91	1.92	1.93	1.90	1.92	1.93	1.94	-	1.93	1.94	1.95
	85	TC	28.4	28.1	27.8	27.5	31.0	30.7	30.4	30.1	33.6	33.3	32.9	32.6	-	35.9	35.6	35.3
		S/T	0.81	0.97	1.0	1.0	0.64	0.79	0.94	1.0	0.46	0.61	0.76	0.91	-	0.43	0.58	0.73
		kW	2.17	2.18	2.19	2.21	2.18	2.19	2.20	2.21	2.18	2.20	2.21	2.22	-	2.21	2.22	2.23
	95	TC	26.8	26.5	26.2	25.9	29.4	29.1	28.8	28.5	32.0	31.7	31.4	31.1	-	34.4	34.0	33.7
		S/T	0.82	0.97	1.0	1.0	0.64	0.80	0.95	1.0	0.47	0.62	0.77	0.92	-	0.43	0.59	0.73
		kW	2.45	2.46	2.48	2.49	2.46	2.47	2.49	2.50	2.47	2.48	2.50	2.51	-	2.49	2.50	2.52
	105	TC	25.3	25.0	24.6	24.4	27.8	27.5	27.2	26.9	30.4	30.1	29.8	29.5	-	32.8	32.5	32.2
		S/T	0.83	0.98	1.0	1.0	0.65	0.80	0.96	1.0	0.47	0.63	0.78	0.93	-	0.44	0.59	0.74
		kW	2.74	2.75	2.76	2.78	2.75	2.76	2.77	2.78	2.75	2.77	2.78	2.79	-	2.78	2.79	2.80
	115	TC	23.7	23.4	23.1	22.8	26.3	26.0	25.7	25.4	28.8	28.5	28.2	27.9	-	31.2	30.9	30.6
		S/T	0.83	0.99	1.0	1.0	0.66	0.81	0.96	1.0	0.48	0.63	0.79	0.93	-	0.45	0.60	0.75
		kW	3.02	3.03	3.04	3.06	3.03	3.04	3.05	3.06	3.03	3.05	3.06	3.07	-	3.06	3.07	3.08

Note: TC - Total Capacity | S/T - Sensible Ratio | kW - ODU Power

### EXTENDED RANGE COOL CAPACITIES

NAE28V6022A1+ NASV48D2T2A1 (4 Ton Cooling) NORMAL Mode

ID Airflow (SCFM)	OD DB (°F)	ID WB (°F)	59				63				67				71				
			ID DB (°F)	70	75	80	85	70	75	80	85	70	75	80	85	70	75	80	85
1120	65	TC	47.5	44.8	42.0	39.4	51.0	48.3	45.5	42.9	54.5	51.7	49.0	46.4	-	55.4	52.7	50.0	
		S/T	0.48	0.79	0.9	0.9	0.40	0.60	0.89	0.9	0.40	0.42	0.73	0.89	-	0.40	0.53	0.83	
		kW	2.36	2.32	2.27	2.22	2.43	2.38	2.34	2.29	2.50	2.45	2.40	2.36	-	2.52	2.47	2.43	
	75	TC	45.1	42.3	39.6	37.0	48.6	45.8	43.1	40.5	52.0	49.3	46.6	44.0	-	53.0	50.2	47.6	
		S/T	0.49	0.80	0.9	0.9	0.40	0.61	0.89	0.9	0.40	0.43	0.74	0.89	-	0.40	0.54	0.84	
		kW	2.74	2.69	2.65	2.60	2.81	2.76	2.71	2.67	2.87	2.83	2.78	2.73	-	2.90	2.85	2.80	
	85	TC	42.7	40.0	37.2	34.6	46.2	43.5	40.7	38.1	49.7	46.9	44.2	41.6	-	50.6	47.8	45.2	
		S/T	0.50	0.81	0.9	0.9	0.40	0.62	0.89	0.9	0.40	0.44	0.75	0.89	-	0.40	0.55	0.85	
		kW	3.11	3.06	3.02	2.97	3.18	3.13	3.08	3.04	3.24	3.20	3.15	3.10	-	3.27	3.22	3.17	
	95	TC	40.3	37.5	34.8	32.2	43.7	41.0	38.3	35.7	47.2	44.5	41.8	39.2	-	48.1	45.4	42.8	
		S/T	0.51	0.82	0.9	0.9	0.40	0.64	0.89	0.9	0.40	0.45	0.76	0.89	-	0.40	0.57	0.86	
		kW	3.49	3.44	3.39	3.35	3.56	3.51	3.46	3.42	3.62	3.57	3.53	3.48	-	3.64	3.60	3.55	
	105	TC	37.8	35.1	32.4	29.8	41.3	38.6	35.9	33.3	44.8	42.1	39.4	36.7	-	45.7	43.0	40.4	
		S/T	0.52	0.83	0.9	0.9	0.40	0.65	0.89	0.9	0.40	0.46	0.77	0.89	-	0.40	0.58	0.87	
		kW	3.87	3.82	3.77	3.73	3.93	3.89	3.84	3.79	4.00	3.95	3.90	3.86	-	4.02	3.97	3.93	
	115	TC	35.5	32.7	30.0	27.4	38.9	36.2	33.5	30.9	42.4	39.7	37.0	34.4	-	43.3	40.6	38.0	
		S/T	0.54	0.84	0.9	0.9	0.40	0.66	0.89	0.9	0.40	0.47	0.78	0.89	-	0.40	0.59	0.89	
		kW	4.24	4.19	4.14	4.10	4.30	4.26	4.21	4.16	4.37	4.32	4.27	4.23	-	4.39	4.34	4.30	
	1260	65	TC	47.9	45.1	42.4	39.8	51.4	48.6	45.9	43.3	54.8	52.1	49.4	46.8	-	55.8	53.0	50.4
			S/T	0.49	0.80	0.9	0.9	0.40	0.61	0.89	0.9	0.40	0.43	0.73	0.89	-	0.40	0.54	0.84
			kW	2.37	2.33	2.28	2.23	2.44	2.39	2.35	2.30	2.51	2.46	2.41	2.37	-	2.53	2.48	2.44
75		TC	45.4	42.7	40.0	37.4	48.9	46.2	43.5	40.9	52.4	49.7	47.0	44.3	-	53.3	50.6	48.0	
		S/T	0.50	0.81	0.9	0.9	0.40	0.62	0.89	0.9	0.40	0.44	0.75	0.89	-	0.40	0.55	0.85	
		kW	2.75	2.70	2.66	2.61	2.82	2.77	2.72	2.68	2.88	2.84	2.79	2.74	-	2.91	2.86	2.81	
85		TC	43.1	40.3	37.6	35.0	46.5	43.8	41.1	38.5	50.0	47.3	44.6	42.0	-	50.9	48.2	45.6	
		S/T	0.51	0.82	0.9	0.9	0.40	0.63	0.89	0.9	0.40	0.45	0.76	0.89	-	0.40	0.56	0.86	
		kW	3.12	3.07	3.03	2.98	3.19	3.14	3.09	3.05	3.25	3.21	3.16	3.11	-	3.28	3.23	3.18	
95		TC	40.6	37.9	35.2	32.6	44.1	41.4	38.7	36.1	47.6	44.9	42.2	39.5	-	48.5	45.8	43.2	
		S/T	0.52	0.83	0.9	0.9	0.40	0.65	0.89	0.9	0.40	0.46	0.77	0.89	-	0.40	0.58	0.87	
		kW	3.50	3.45	3.40	3.36	3.57	3.52	3.47	3.43	3.63	3.58	3.54	3.49	-	3.65	3.61	3.56	
105		TC	38.2	35.5	32.8	30.1	41.7	39.0	36.3	33.6	45.2	42.5	39.7	37.1	-	46.1	43.4	40.8	
		S/T	0.53	0.84	0.9	0.9	0.40	0.66	0.89	0.9	0.40	0.47	0.78	0.89	-	0.40	0.59	0.88	
		kW	3.88	3.83	3.78	3.74	3.94	3.90	3.85	3.80	4.01	3.96	3.91	3.87	-	4.03	3.98	3.94	
115		TC	35.8	33.1	30.4	27.8	39.3	36.6	33.9	31.2	42.8	40.1	37.4	34.7	-	43.7	41.0	38.4	
		S/T	0.54	0.85	0.9	0.9	0.40	0.67	0.89	0.9	0.40	0.48	0.79	0.89	-	0.40	0.60	0.89	
		kW	4.25	4.20	4.15	4.11	4.31	4.27	4.22	4.17	4.38	4.33	4.28	4.24	-	4.40	4.35	4.31	
1400		65	TC	48.2	45.5	42.8	40.2	51.7	49.0	46.3	43.7	55.2	52.5	49.8	47.1	-	56.1	53.4	50.8
			S/T	0.50	0.81	0.9	0.9	0.40	0.62	0.89	0.9	0.40	0.44	0.74	0.89	-	0.40	0.55	0.85
			kW	2.38	2.34	2.29	2.24	2.45	2.40	2.36	2.31	2.52	2.47	2.42	2.38	-	2.54	2.49	2.45
	75	TC	45.8	43.1	40.4	37.8	49.3	46.6	43.9	41.2	52.8	50.1	47.3	44.7	-	53.7	51.0	48.4	
		S/T	0.51	0.82	0.9	0.9	0.40	0.63	0.89	0.9	0.40	0.45	0.76	0.89	-	0.40	0.56	0.86	
		kW	2.76	2.71	2.67	2.62	2.83	2.78	2.73	2.69	2.89	2.85	2.80	2.75	-	2.92	2.87	2.82	
	85	TC	43.4	40.7	38.0	35.4	46.9	44.2	41.5	38.9	50.4	47.7	45.0	42.3	-	51.3	48.6	46.0	
		S/T	0.52	0.83	0.9	0.9	0.40	0.64	0.89	0.9	0.40	0.46	0.77	0.89	-	0.40	0.57	0.87	
		kW	3.13	3.08	3.04	2.99	3.20	3.15	3.10	3.06	3.26	3.22	3.17	3.12	-	3.29	3.24	3.19	
	95	TC	41.0	38.3	35.6	32.9	44.5	41.8	39.1	36.4	48.0	45.3	42.5	39.9	-	48.9	46.2	43.5	
		S/T	0.53	0.84	0.9	0.9	0.40	0.66	0.89	0.9	0.40	0.47	0.78	0.89	-	0.40	0.59	0.88	
		kW	3.51	3.46	3.41	3.37	3.58	3.53	3.48	3.44	3.64	3.59	3.55	3.50	-	3.66	3.62	3.57	
	105	TC	38.6	35.9	33.1	30.5	42.1	39.4	36.6	34.0	45.6	42.8	40.1	37.5	-	46.5	43.8	41.1	
		S/T	0.54	0.85	0.9	0.9	0.40	0.67	0.89	0.9	0.40	0.48	0.79	0.89	-	0.40	0.60	0.89	
		kW	3.89	3.84	3.79	3.75	3.95	3.91	3.86	3.81	4.02	3.97	3.92	3.88	-	4.04	3.99	3.95	
	115	TC	36.2	33.5	30.8	28.1	39.7	37.0	34.2	31.6	43.2	40.5	37.7	35.1	-	44.1	41.4	38.7	
		S/T	0.55	0.86	0.9	0.9	0.40	0.68	0.89	0.9	0.40	0.49	0.80	0.89	-	0.40	0.61	0.89	
		kW	4.26	4.21	4.16	4.12	4.32	4.28	4.23	4.18	4.39	4.34	4.29	4.25	-	4.41	4.36	4.32	
	1680	65	TC	49.0	46.3	43.6	40.9	52.5	49.8	47.0	44.4	56.0	53.2	50.5	47.9	-	56.9	54.2	51.5
			S/T	0.52	0.83	0.9	0.9	0.40	0.64	0.89	0.9	0.40	0.46	0.76	0.89	-	0.40	0.57	0.87
			kW	2.40	2.36	2.31	2.26	2.47	2.42	2.38	2.33	2.54	2.49	2.44	2.40	-	2.56	2.51	2.47
75		TC	46.6	43.9	41.1	38.5	50.1	47.3	44.6	42.0	53.5	50.8	48.1	45.5	-	54.5	51.7	49.1	
		S/T	0.53	0.84	0.9	0.9	0.40	0.65	0.89	0.9	0.40	0.47	0.78	0.89	-	0.40	0.58	0.88	
		kW	2.78	2.73	2.69	2.64	2.85	2.80	2.75	2.71	2.91	2.87	2.82	2.77	-	2.94	2.89	2.84	
85		TC	44.2	41.5	38.7	36.1	47.7	45.0	42.2	39.6	51.2	48.4	45.7	43.1	-	52.1	49.3	46.7	
		S/T	0.54	0.85	0.9	0.9	0.40	0.66	0.89	0.9	0.40	0.48	0.79	0.89	-	0.40	0.59	0.89	
		kW	3.15	3.10	3.06	3.01	3.22	3.17	3.12	3.08	3.28	3.24	3.19	3.14	-	3.31	3.26	3.21	
95		TC	41.8	39.0	36.3	33.7	45.3	42.5	39.8	37.2	48.7	46.0	43.3	40.7	-	49.6	46.9	44.3	
		S/T	0.55	0.86	0.9	0.9	0.40	0.67	0.89	0.9	0.40	0.49	0.80	0.89	-	0.40	0.60	0.89	
		kW	3.53	3.48	3.43	3.39	3.60	3.55	3.50	3.46	3.66	3.61	3.57	3.52	-	3.68	3.64	3.59	
105		TC	39.3	36.6	33.9	31.3	42.8	40.1	37.4	34.8	46.3	43.6	40.9	38.2	-	47.2	44.5	41.9	
		S/T	0.56	0.87	0.9	0.9	0.40	0.69	0.89	0.9	0.40	0.50	0.81	0.89	-	0.40	0.62	0.89	
		kW	3.91	3.86	3.81	3.77	3.97	3.93	3.88	3.83	4.04	3.99	3.94	3.90	-	4.06	4.01	3.97	
115		TC	37.0	34.2	31.5	28.9	40.4	37.7	35.0	32.4	43.9	41.2	38.5	35.9	-	44.8	42.1	39.5	
		S/T	0.57	0.88	0.9	0.9	0.40	0.70	0.89	0.9	0.40	0.51	0.82	0.89	-	0.40	0.63	0.89	
		kW	4.28	4.23	4.18	4.14	4.34	4.30	4.25	4.20	4.41	4.36	4.31	4.27	-	4.43	4.38	4.34	

Note: TC - Total Capacity | S/T - Sensible Ratio | kW - ODU Power

### EXTENDED RANGE COOL CAPACITIES

NAE28V6022A1+ NASV59D2T2A1 (5 Ton Cooling) NORMAL Mode

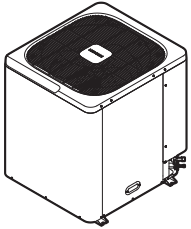

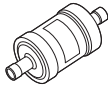
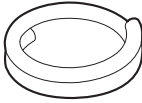
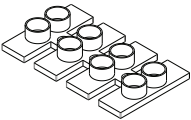
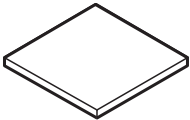

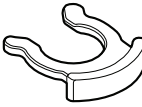
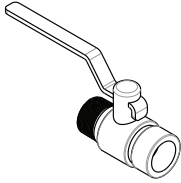
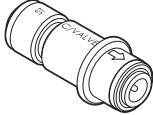
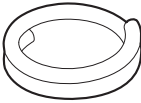
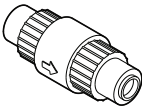
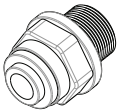
ID Airflow (SCFM)	OD DB (°F)	ID WB (°F) ID DB (°F)	59				63				67				71			
			70	75	80	85	70	75	80	85	70	75	80	85	70	75	80	85
1310	65	TC	54.3	51.2	48.1	45.1	58.2	55.1	52.0	49.1	62.1	59.0	56.0	53.0	-	63.2	60.1	57.1
		S/T	0.76	0.91	1.0	1.0	0.58	0.74	0.89	1.0	0.41	0.56	0.71	0.86	-	0.40	0.53	0.67
		kW	2.96	2.90	2.84	2.78	3.04	2.98	2.92	2.87	3.12	3.06	3.00	2.95	-	3.15	3.09	3.03
	75	TC	51.5	48.4	45.4	42.4	55.5	52.4	49.3	46.3	59.4	56.3	53.2	50.3	-	60.4	57.3	54.4
		S/T	0.77	0.92	1.0	1.0	0.59	0.74	0.90	1.0	0.41	0.57	0.72	0.87	-	0.40	0.53	0.68
		kW	3.43	3.37	3.31	3.25	3.51	3.45	3.39	3.33	3.59	3.53	3.47	3.42	-	3.62	3.56	3.50
	85	TC	48.8	45.7	42.7	39.7	52.8	49.7	46.6	43.6	56.7	53.6	50.5	47.6	-	57.7	54.7	51.7
		S/T	0.77	0.93	1.0	1.0	0.60	0.75	0.90	1.0	0.42	0.57	0.73	0.87	-	0.40	0.54	0.69
		kW	3.89	3.83	3.77	3.71	3.97	3.91	3.85	3.80	4.05	3.99	3.93	3.88	-	4.08	4.02	3.96
	95	TC	46.1	43.0	39.9	37.0	50.0	46.9	43.9	40.9	54.0	50.9	47.8	44.8	-	55.0	51.9	48.9
		S/T	0.78	0.93	1.0	1.0	0.60	0.76	0.91	1.0	0.43	0.58	0.73	0.88	-	0.40	0.55	0.70
		kW	4.36	4.30	4.24	4.18	4.44	4.38	4.32	4.26	4.52	4.46	4.40	4.35	-	4.55	4.49	4.43
	105	TC	43.3	40.3	37.2	34.2	47.3	44.2	41.1	38.2	51.2	48.1	45.1	42.1	-	52.3	49.2	46.2
		S/T	0.79	0.94	1.0	1.0	0.61	0.76	0.92	1.0	0.43	0.59	0.74	0.89	-	0.40	0.55	0.70
		kW	4.83	4.77	4.71	4.65	4.91	4.85	4.79	4.73	4.99	4.93	4.87	4.82	-	5.02	4.96	4.90
	115	TC	40.7	37.6	34.5	31.5	44.6	41.5	38.4	35.5	48.5	45.5	42.4	39.4	-	49.6	46.5	43.5
		S/T	0.80	0.95	1.0	1.0	0.62	0.77	0.92	1.0	0.44	0.59	0.75	0.89	-	0.41	0.56	0.71
		kW	5.29	5.23	5.17	5.11	5.37	5.31	5.25	5.19	5.45	5.39	5.33	5.28	-	5.48	5.42	5.36
1640	65	TC	55.2	52.2	49.1	46.1	59.2	56.1	53.0	50.1	63.1	60.0	57.0	54.0	-	64.2	61.1	58.1
		S/T	0.77	0.92	1.0	1.0	0.59	0.75	0.90	1.0	0.42	0.57	0.72	0.87	-	0.40	0.54	0.68
		kW	2.99	2.93	2.87	2.81	3.07	3.01	2.95	2.89	3.15	3.09	3.03	2.98	-	3.18	3.12	3.06
	75	TC	52.5	49.4	46.4	43.4	56.4	53.4	50.3	47.3	60.4	57.3	54.2	51.3	-	61.4	58.3	55.4
		S/T	0.78	0.93	1.0	1.0	0.60	0.75	0.91	1.0	0.42	0.58	0.73	0.88	-	0.40	0.54	0.69
		kW	3.46	3.40	3.34	3.28	3.54	3.48	3.42	3.36	3.62	3.56	3.50	3.45	-	3.65	3.59	3.53
	85	TC	49.8	46.7	43.7	40.7	53.8	50.7	47.6	44.6	57.7	54.6	51.5	48.6	-	58.7	55.6	52.7
		S/T	0.78	0.94	1.0	1.0	0.61	0.76	0.91	1.0	0.43	0.58	0.74	0.88	-	0.40	0.55	0.70
		kW	3.92	3.86	3.80	3.74	4.00	3.94	3.88	3.82	4.08	4.02	3.96	3.91	-	4.11	4.05	3.99
	95	TC	47.1	44.0	40.9	38.0	51.0	47.9	44.9	41.9	55.0	51.9	48.8	45.8	-	56.0	52.9	49.9
		S/T	0.79	0.94	1.0	1.0	0.61	0.77	0.92	1.0	0.44	0.59	0.74	0.89	-	0.40	0.56	0.70
		kW	4.39	4.33	4.27	4.21	4.47	4.41	4.35	4.29	4.55	4.49	4.43	4.38	-	4.58	4.52	4.46
	105	TC	44.3	41.3	38.2	35.2	48.3	45.2	42.1	39.2	52.2	49.1	46.1	43.1	-	53.2	50.2	47.2
		S/T	0.80	0.95	1.0	1.0	0.62	0.77	0.93	1.0	0.44	0.60	0.75	0.90	-	0.41	0.56	0.71
		kW	4.85	4.80	4.74	4.68	4.94	4.88	4.82	4.76	5.02	4.96	4.90	4.84	-	5.05	4.99	4.93
	115	TC	41.7	38.6	35.5	32.5	45.6	42.5	39.4	36.5	49.5	46.4	43.4	40.4	-	50.6	47.5	44.5
		S/T	0.80	0.96	1.0	1.0	0.63	0.78	0.93	1.0	0.45	0.60	0.76	0.90	-	0.42	0.57	0.72
		kW	5.32	5.26	5.20	5.14	5.40	5.34	5.28	5.22	5.48	5.42	5.36	5.31	-	5.51	5.45	5.39
1800	65	TC	55.7	52.7	49.6	46.6	59.7	56.6	53.5	50.5	63.6	60.5	57.4	54.5	-	64.6	61.6	58.6
		S/T	0.78	0.93	1.0	1.0	0.60	0.76	0.91	1.0	0.43	0.58	0.73	0.88	-	0.40	0.55	0.69
		kW	3.00	2.94	2.88	2.83	3.08	3.02	2.97	2.91	3.16	3.11	3.05	2.99	-	3.19	3.13	3.08
	75	TC	53.0	49.9	46.8	43.9	56.9	53.8	50.8	47.8	60.9	57.8	54.7	51.7	-	61.9	58.8	55.8
		S/T	0.79	0.94	1.0	1.0	0.61	0.76	0.92	1.0	0.43	0.59	0.74	0.89	-	0.40	0.55	0.70
		kW	3.47	3.41	3.35	3.30	3.55	3.49	3.43	3.38	3.63	3.58	3.52	3.46	-	3.66	3.60	3.55
	85	TC	50.3	47.2	44.1	41.2	54.2	51.2	48.1	45.1	58.2	55.1	52.0	49.0	-	59.2	56.1	53.2
		S/T	0.79	0.95	1.0	1.0	0.62	0.77	0.92	1.0	0.44	0.59	0.75	0.89	-	0.41	0.56	0.71
		kW	3.93	3.87	3.81	3.76	4.01	3.95	3.90	3.84	4.09	4.04	3.98	3.92	-	4.12	4.06	4.01
	95	TC	47.6	44.5	41.4	38.4	51.5	48.4	45.3	42.4	55.4	52.4	49.3	46.3	-	56.5	53.4	50.4
		S/T	0.80	0.95	1.0	1.0	0.62	0.78	0.93	1.0	0.45	0.60	0.75	0.90	-	0.41	0.57	0.72
		kW	4.40	4.34	4.28	4.23	4.48	4.42	4.36	4.31	4.56	4.51	4.45	4.39	-	4.59	4.53	4.48
	105	TC	44.8	41.7	38.7	35.7	48.8	45.7	42.6	39.6	52.7	49.6	46.5	43.6	-	53.7	50.7	47.7
		S/T	0.81	0.96	1.0	1.0	0.63	0.78	0.94	1.0	0.45	0.61	0.76	0.91	-	0.42	0.57	0.72
		kW	4.87	4.81	4.75	4.69	4.95	4.89	4.83	4.78	5.03	4.97	4.92	4.86	-	5.06	5.00	4.94
	115	TC	42.1	39.1	36.0	33.0	46.1	43.0	39.9	36.9	50.0	46.9	43.8	40.9	-	51.0	48.0	45.0
		S/T	0.81	0.97	1.0	1.0	0.64	0.79	0.94	1.0	0.46	0.61	0.77	0.91	-	0.43	0.58	0.73
		kW	5.33	5.27	5.21	5.16	5.41	5.35	5.29	5.24	5.49	5.44	5.38	5.32	-	5.52	5.46	5.41
2190	65	TC	56.9	53.8	50.8	47.8	60.8	57.8	54.7	51.7	64.8	61.7	58.6	55.7	-	65.8	62.7	59.8
		S/T	0.80	0.95	1.0	1.0	0.62	0.77	0.93	1.0	0.44	0.60	0.75	0.90	-	0.41	0.57	0.71
		kW	3.04	2.98	2.92	2.86	3.12	3.06	3.00	2.94	3.20	3.14	3.08	3.02	-	3.23	3.17	3.11
	75	TC	54.2	51.1	48.0	45.0	58.1	55.0	51.9	49.0	62.0	59.0	55.9	52.9	-	63.1	60.0	57.0
		S/T	0.81	0.96	1.0	1.0	0.63	0.78	0.94	1.0	0.45	0.60	0.76	0.91	-	0.42	0.57	0.72
		kW	3.50	3.45	3.39	3.33	3.59	3.53	3.47	3.41	3.67	3.61	3.55	3.49	-	3.70	3.64	3.58
	85	TC	51.5	48.4	45.3	42.4	55.4	52.3	49.3	46.3	59.3	56.3	53.2	50.2	-	60.4	57.3	54.3
		S/T	0.81	0.97	1.0	1.0	0.64	0.79	0.94	1.0	0.46	0.61	0.76	0.91	-	0.43	0.58	0.73
		kW	3.97	3.91	3.85	3.79	4.05	3.99	3.93	3.87	4.13	4.07	4.01	3.95	-	4.16	4.10	4.04
	95	TC	48.7	45.7	42.6	39.6	52.7	49.6	46.5	43.6	56.6	53.5	50.5	47.5	-	57.6	54.6	51.6
		S/T	0.82	0.97	1.0	1.0	0.64	0.80	0.95	1.0	0.47	0.62	0.77	0.92	-	0.43	0.59	0.73
		kW	4.43	4.38	4.32	4.26	4.52	4.46	4.40	4.34	4.60	4.54	4.48	4.42	-	4.63	4.57	4.51
	105	TC	46.0	42.9	39.8	36.9	49.9	46.9	43.8	40.8	53.9	50.8	47.7	44.7	-	54.9	51.8	48.9
		S/T	0.83	0.98	1.0	1.0	0.65	0.80	0.96	1.0	0.47	0.63	0.78	0.93	-	0.44	0.59	0.74
		kW	4.90	4.84	4.79	4.73	4.99											

## LIQUID LINE TEMPERATURES AND GAUGE PRESSURE

Subcooling – Liquid Line Temperature and Gauge Pressure								
Liquid Line Temp (°F)	Subcooling Value (°F)							
	11	12	13	14	15	16	17	18
	High Side Gauge Pressure (PSIG)							
55	178	181	184	187	191	194	197	200
60	194	197	200	203	207	210	213	217
65	210	213	217	220	223	227	230	234
70	227	230	234	238	241	245	249	252
75	245	249	252	256	260	264	268	272
80	264	268	272	276	280	284	288	292
85	284	288	292	297	301	305	309	314
90	305	309	314	318	323	327	332	337
95	327	332	337	341	346	350	355	360
100	351	355	360	365	370	375	380	385
105	375	380	385	391	396	401	406	412
110	401	406	412	417	422	428	434	439
115	428	434	439	445	450	456	462	468
120	456	462	468	474	480	486	492	498
125	486	492	498	504	511	517	524	530

Subcooling (°F)		Ambient Temperature (°F)				
		68-77	77-86	86-95	95-104	104-113
Model	NAE28V36	15±2	15±2	15±2	15±2	15±2
	NAE28V60	15±2	15±2	15±2	15±2	14±2

## INCLUDED ITEMS

			
Air conditioner	Installation and Operation Manual Owner Manual (1EA)	Filter Drier (1EA)	Water Supply Hose
			
Terminal (for IoT module indoor installation) (1EA)	Condenser Pads (4EA)	Hose Clamp (Drain Hose to Unit) (1EA)	Retaining Clip (Supply Hose to Unit) (5EA)
			
Shut-off Valve (1EA)	Check Valve (1EA)	Drain Hose (1EA)	Water Supply Strainer (1EA)
			
Connect Fitting (1EA)			