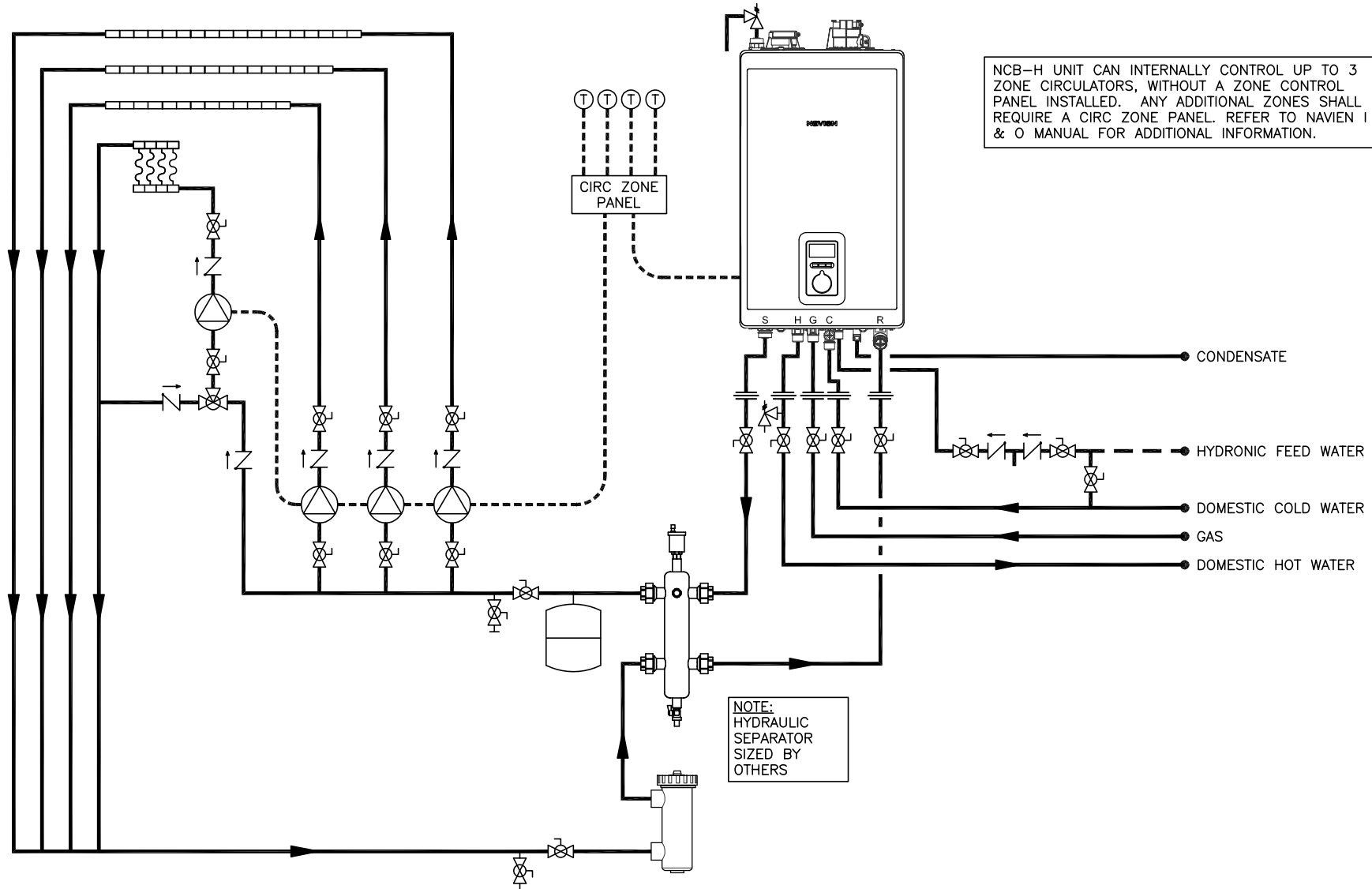

















THIS DRAWING IS INTENDED ONLY AS A GUIDE AND NOT A REPLACEMENT FOR PROFESSIONALLY ENGINEERED PROJECT DRAWINGS. THIS CONCEPT SYSTEM DRAWING DOES NOT IMPLY COMPLIANCE WITH LOCAL BUILDING CODES. ACTUAL INSTALLATION MAY VARY DEPENDING ON INSTALLATION LOCATION AND PARAMETERS AND IT MUST BE DONE IN ACCORDANCE TO ALL LOCAL BUILDING CODES. VERIFY WITH LOCAL BUILDINGS OFFICIALS BEFORE COMMENCEMENT OF SYSTEM INSTALLATION. CHANGES OR MODIFICATIONS TO PIPING OR DESIGN IS NOT TO BE PERFORMED WITHOUT EXPRESSED WRITTEN PERMISSION BY NAVIEN, INC.



SYMBOL LEGEND							
	BACKFLOW PREVENTER		CHECK VALVE		FULL-PORT VALVE		EXPANSION TANK
	CONTROL WIRING		PRESSURE RELIEF VALVE		CIRCULATOR		THERMOSTAT
	LOW TEMP RADIANT TUBE WITH MANIFOLDS		AIR ELIMINATION		UNION		DIRT SEPARATOR
	COPPER BASEBOARD FIN TUBE		BALL DRAIN VALVE		HYDRAULIC SEPARATOR		



20 GOODYEAR  
IRVINE, CA 92618  
800-519-8794  
www.navieninc.com

#### NCB-H SERIES COMBI-BOILER

(1) NCB-H COMBI-BOILER WITH MULTIPLE ZONE CIRCULATORS  
LOW TEMPERATURE ZONE SHOWN WITH HYDRAULIC SEPARATOR  
INCLUDES MODELS NCB-190/060H, 190/080H, 240/110H, 240/130H, 250/150H

DRAWN BY: S. STOEKE

NCB-H-1-4P-1LT-HS

JANUARY 27, 2022