


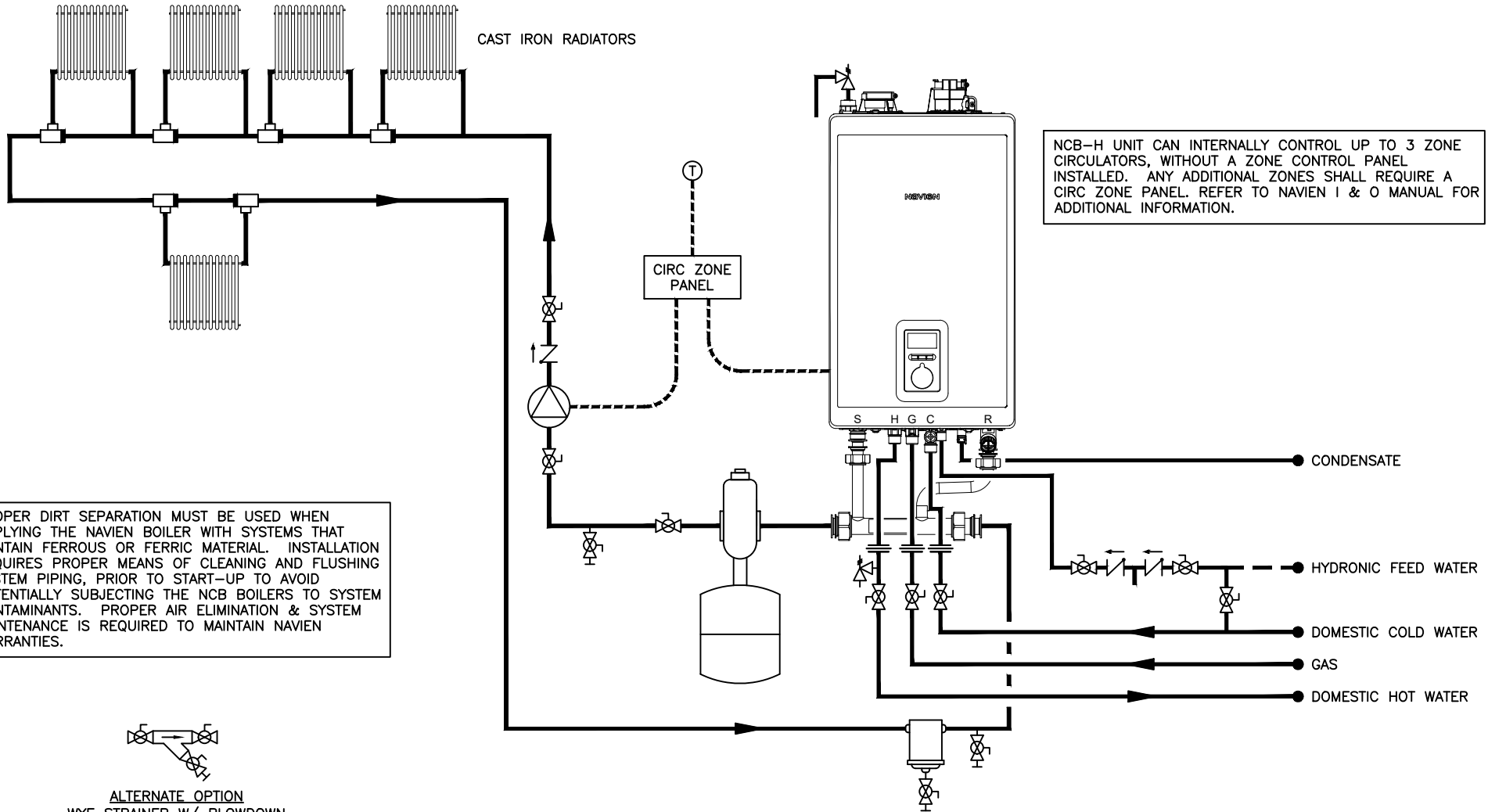


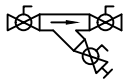
THIS DRAWING IS INTENDED ONLY AS A GUIDE AND NOT AS A REPLACEMENT FOR PROFESSIONALLY ENGINEERED PROJECT DRAWINGS. THIS CONCEPT SYSTEM DRAWING DOES NOT IMPLY COMPLIANCE WITH LOCAL BUILDING CODES. ACTUAL INSTALLATION MAY VARY DEPENDING ON INSTALLATION LOCATION AND PARAMETERS AND IT MUST BE DONE IN ACCORDANCE TO ALL LOCAL BUILDING CODES. VERIFY WITH LOCAL BUILDINGS OFFICIALS BEFORE COMMENCEMENT OF SYSTEM INSTALLATION. CHANGES OR MODIFICATIONS TO PIPING OR DESIGN IS NOT TO BE PERFORMED WITHOUT EXPRESSED WRITTEN PERMISSION BY NAVIEN, INC.

 CAST IRON BASEBOARD
 OR
 CAST IRON FIN TUBE
 OR
 CAST IRON RADIATORS

















NCB-H UNIT CAN INTERNALLY CONTROL UP TO 3 ZONE CIRCULATORS, WITHOUT A ZONE CONTROL PANEL INSTALLED. ANY ADDITIONAL ZONES SHALL REQUIRE A CIRC ZONE PANEL. REFER TO NAVIEN I & O MANUAL FOR ADDITIONAL INFORMATION.

PROPER DIRT SEPARATION MUST BE USED WHEN APPLYING THE NAVIEN BOILER WITH SYSTEMS THAT CONTAIN FERROUS OR FERRIC MATERIAL. INSTALLATION REQUIRES PROPER MEANS OF CLEANING AND FLUSHING SYSTEM PIPING, PRIOR TO START-UP TO AVOID POTENTIALLY SUBJECTING THE NCB BOILERS TO SYSTEM CONTAMINANTS. PROPER AIR ELIMINATION & SYSTEM MAINTENANCE IS REQUIRED TO MAINTAIN NAVIEN WARRANTIES.



ALTERNATE OPTION
WYE STRAINER W/ BLOWDOWN

SYMBOL LEGEND			
	BACKFLOW PREVENTER		CHECK VALVE
	FULL-PORT VALVE		EXPANSION TANK
	CONTROL WIRING		PRESSURE RELIEF VALVE
	MANIFOLD		AIR ELIMINATION
	CIRCULATOR		UNION
	THERMOSTAT		DIRT SEPARATOR
	MONOFLO TEE		BALL DRAIN VALVE



20 GOODYEAR
IRVINE, CA 92618
800-519-8794
www.navienc.com

NCB-H SERIES COMBI-BOILER

(1) NCB-H COMBI-BOILER WITH ONE PIPE (MONOFLO) DISTRIBUTION SYSTEM
SHOWN WITH NAVIEN MANIFOLD KIT PART#30026576A
INCLUDES MODELS NCB-190/060H,190/080H,240/110H,240/130H,250/150H

DRAWN BY: S. STOKE

NCB-H-1-PLSS-CI-PM-MONO

APRIL 30, 2021