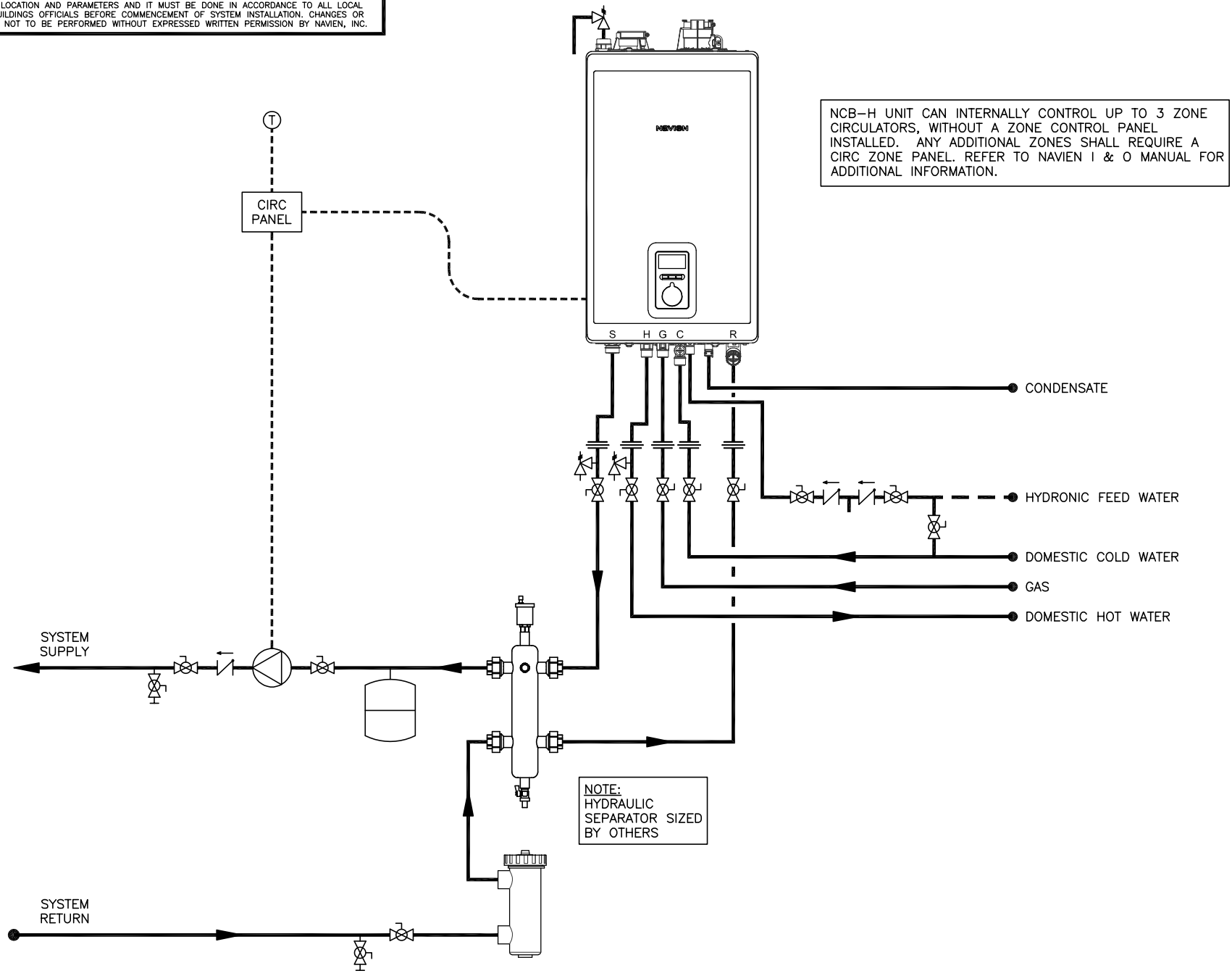


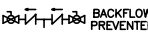





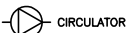




THIS DRAWING IS INTENDED ONLY AS A GUIDE AND NOT AS A REPLACEMENT FOR PROFESSIONALLY ENGINEERED PROJECT DRAWINGS. THIS CONCEPT SYSTEM DRAWING DOES NOT IMPLY COMPLIANCE WITH LOCAL BUILDING CODES. ACTUAL INSTALLATION MAY VARY DEPENDING ON INSTALLATION LOCATION AND PARAMETERS AND IT MUST BE DONE IN ACCORDANCE TO ALL LOCAL BUILDING CODES. VERIFY WITH LOCAL BUILDINGS OFFICIALS BEFORE COMMENCEMENT OF SYSTEM INSTALLATION. CHANGES OR MODIFICATIONS TO PIPING OR DESIGN IS NOT TO BE PERFORMED WITHOUT EXPRESSED WRITTEN PERMISSION BY NAVIEN, INC.





20 GOODYEAR
IRVINE, CA 92618
800-519-8794
www.navienc.com

NCB-H SERIES COMBI-BOILER		
(1) NCB-H COMBI-BOILER		
SINGLE CIRCULATOR ZONE APPLICATION WITH HYDRAULIC SEPARATOR		
INCLUDES MODELS NCB-190/060H,190/080H,240/110H,240/130H,250/150H		
DRAWN BY:	S. STOEKE	NCB-H-1-EC-1-HS
		JANUARY 28, 2022

SYMBOL LEGEND			
 BACKFLOW PREVENTER	 CHECK VALVE	 FULL-PORT VALVE	 EXPANSION TANK
 CONTROL WIRING	 PRESSURE RELIEF VALVE	 CIRCULATOR	 UNION
 CASCADE CABLE	 AIR ELIMINATION	 HYDRAULIC SEPARATOR	