

Ready-Link® Manifold System for NPE-2 Series



Commercial DHW Modular Manifold Mounting Systems



- Simply no waiting for custom racks
- Simply easy to transport, assemble and install
- Simply more profitable
- Simply visit your local Navien wholesaler and pick up everything you need

T H E L E A D E R I N C O N D E N S I N G T E C H N O L O G Y

Now manifold mounting on a wall or rack is as simple as 1-2-3-4


1 Pick your Navien unit, NPE-A2 or NPE-S2



2 Pick your location, wall or rack



3 Pick your matching manifold kit(s)



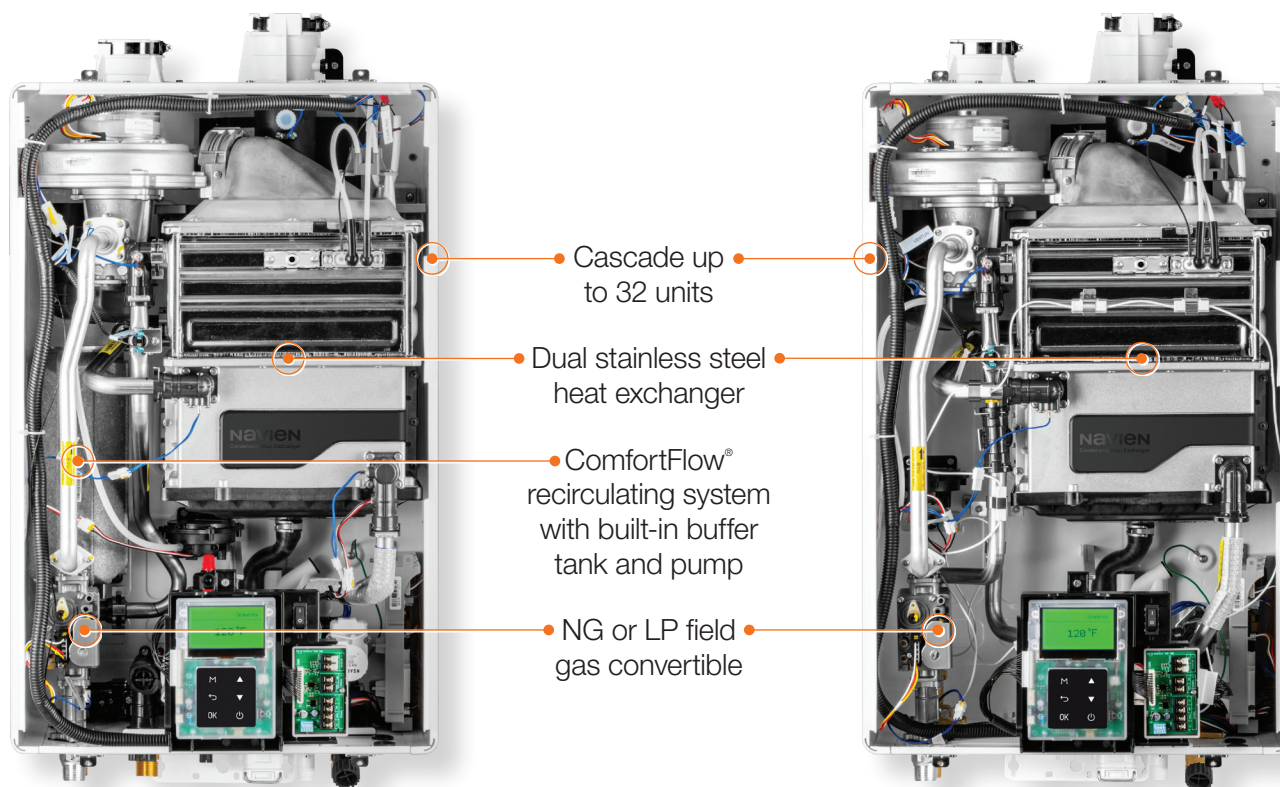
4 Pick your intake/exhaust venting configuration



NPE-2 series condensing tankless water heaters

NPE-A2 Advanced

NPE-S2 Standard



Optional accessories



Simple same day assembly

No waiting for expensive bulky factory assembled racks. Everything is available at your local Navien wholesaler with an easy to follow installation manual.

Simple to transport

Every component of the system is portable for easy pickup and setup. All parts of the kit fit through a standard door opening.

Simple to expand

Ready-Link® wall or rack manifold kits can be built in 30 configurations from 2-16 units. Common venting up to 12 units. Cascading up to 32 units.

Simple way to make more money



You handle the installation yourself, on your terms and time frame.



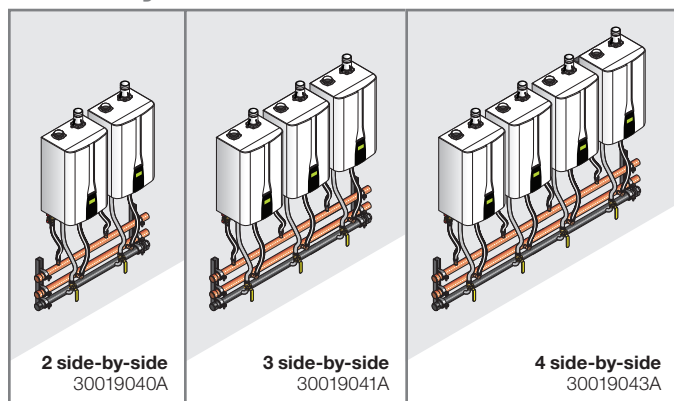
Manifold kit components

Each kit includes the following items in varying quantities based on the kit selected:

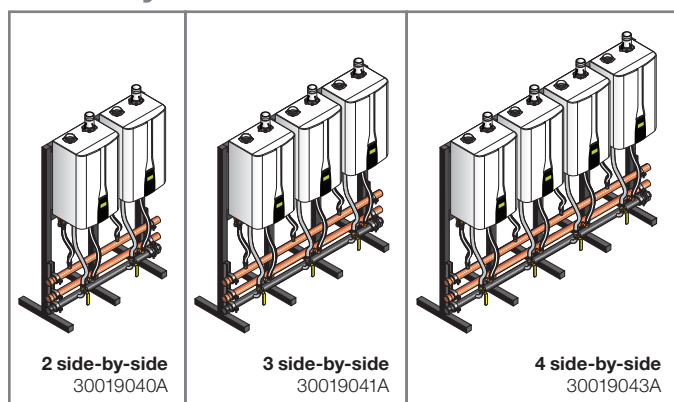
- 3/4" x 3/4" Adapter
- 3/4" NPT Ball Valve
- 1-1/2" Gas Union
- 2" Copper End Cap
- 2" Copper Coupling
- 2-1/8" Strut Clamp
- Hardware Kit
- 3/4" Service Valves with PRV
- 1-5/8" x 18" Strut Channel (14ga)
- 3/4" x 24" SS Corrugated Flex Connector
- 3/4" x 30" Gas Flex Connector
- 3/4" x 18" SS Corrugated Flex Connector
- 1-1/2" FPT Galvanized Iron End Cap
- 1-7/8" OD Strut Clamp



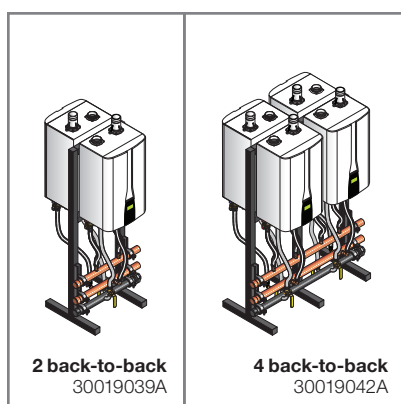
Wall mount Side-by-side kits



Rack mount Side-by-side kits

































Rack mount Back-to-back kits



Ready-Link® Rack Base and Add-on Components sold separately.

Navien **Ready-Link**® manifold mounting system configurations

2 Unit Side-by-Side Manifold  2	4 and 3 Unit Side-by-Side Manifold  7	3 and 3 Unit Side-by-Side Manifold (bank 1) + 3 and 3 Unit Side-by-Side Manifold (bank 2)  12
2 Unit Back-to-Back Manifold  2	4 and 4 Unit Back-to-Back Manifold  7	4 and 2 Unit Back-to-Back Manifold (bank 1) + 4 and 2 Unit Back-to-Back Manifold (bank 2)  12
3 Unit Side-by-Side Manifold  3	4 and 4 Unit Side-by-Side Manifold  8	4 and 4 Unit Side-by-Side Manifold (bank 1) + 3 and 2 Unit Side-by-Side Manifold (bank 2)  13
4 Unit Back-to-Back Manifold  3	4 and 4 Unit Back-to-Back Manifold  8	4 and 4 Unit Back-to-Back Manifold (bank 1) + 4 and 2 Unit Back-to-Back Manifold (bank 2)  13
4 Unit Side-by-Side Manifold  4	3 and 2 Unit Side-by-Side Manifold (bank 1) + 4 Unit Side-by-Side Manifold (bank 2)  9	4 and 3 Unit Side-by-Side Manifold (bank 1) + 4 and 3 Unit Side-by-Side Manifold (bank 2)  14
4 Unit Back-to-Back Manifold  4	4 and 2 Unit Back-to-Back Manifold (bank 1) + 3 Unit Side-by-Side Manifold (bank 2)  9	4 and 4 Unit Back-to-Back Manifold (bank 1) + 4 and 2 Unit Back-to-Back Manifold (bank 2)  14
3 and 2 Unit Side-by-Side Manifold  5	3 and 2 Unit Side-by-Side Manifold (bank 1) + 3 and 2 Unit Side-by-Side Manifold (bank 2)  10	4 and 4 Unit Side-by-Side Manifold (bank 1) + 4 and 3 Unit Side-by-Side Manifold (bank 2)  15
4 and 2 Unit Back-to-Back Manifold  5	4 and 4 Unit Back-to-Back Manifold (bank 1) + 2 Unit Back-to-Back Manifold (bank 2)  10	4 and 4 Unit Back-to-Back Manifold (bank 1) + 4 and 4 Unit Back-to-Back Manifold (bank 2)  15
4 and 2 Unit Side-by-Side Manifold  6	4 and 3 Unit Side-by-Side Manifold (bank 1) + 4 Unit Side-by-Side Manifold (bank 2)  11	4 and 4 Unit Side-by-Side Manifold (bank 1) + 4 and 4 Unit Side-by-Side Manifold (bank 2)  16
4 and 2 Unit Back-to-Back Manifold  6	4 and 4 unit Back-to-Back Manifold (bank 1) + 4 Unit Back-to-Back Manifold (bank 2)  11	4 and 4 Unit Back-to-Back Manifold (bank 1) + 4 and 4 Unit Back-to-Back Manifold (bank 2)  16

NOTE: When adding additional manifolds, field adjustment of the main piping may be necessary in order to properly connect the provided flex connectors to the water heaters.

Other configurations are possible. Rack not required for wall mount. Ready-Link® Rack Base and Add-on Components sold separately.

Navien Inc., 20 Goodyear, Irvine, CA 92618 800-519-8794 Navieninc.com

Navien Canada, Inc. 555 Hanlan Rd., Unit 7 Vaughan, ON L4L 4R8 800-519-8794 navieninc.ca



T H E L E A D E R I N C O N D E N S I N G T E C H N O L O G Y